



2026-2027 FAFSA & WASFA


Objectives



1. Determine which application you'll fill out
2. Types of financial aid available
3. Determine your personal circumstances and your contributors
4. Get a StudentAid.gov account
5. Know what documents you will need
6. Prepare for next steps

1. Determine which application you'll fill out

FAFSA
<ul style="list-style-type: none">• U.S. Citizens• U.S. Nationals (American Samoa or Swains Islands)• U.S. Permanent Residents• I-94 Holders : Refugee, Asylum granted, Cuban-Haitian Entrant, Conditional entrant, Parolee• Visa Holders under VAWA• T or T-1 Visa Holders <p>****</p> <p>Applies for federal and state aid</p>

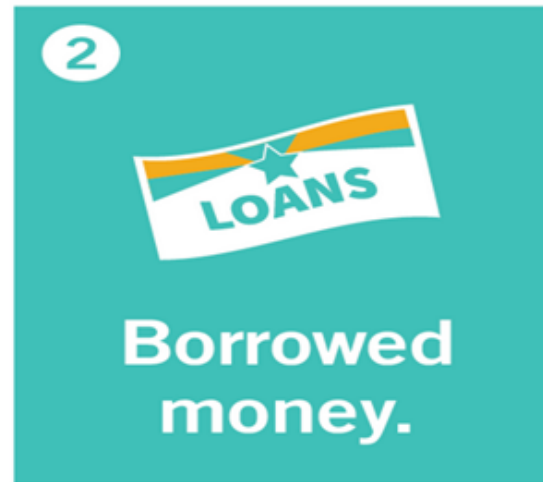


WASFA
<p>Undocumented students Students with DACA (expired or not)</p> <ul style="list-style-type: none">• Other non-citizens** (check w/ individual college/university)• Defaulted/balance on federal loans/grants• Students who don't feel comfortable completing the FAFSA <p>****</p> <p>Applies for state aid</p>

2. Types of financial aid



Grants and scholarships are usually based on financial need and don't have to be repaid.



Loans are an investment in your future...if you borrow only what you need. Remember, they must be paid back with interest.



A work-study job allows you to earn money while you are in school

3. Determine your personal circumstances and your contributors

If answered "No" to all questions:
DEPENDENT STUDENT

PARENT(S) INFO REQUIRED

- Born before 1/1/2003?
- Enrolled in graduate program?
- Married?
- With dependents?
- Actively serving in the U.S. armed forces (other than training)?/Veteran?

If answered "Yes" to any questions:
INDEPENDENT STUDENT

NO PARENT(S) INFO REQUIRED

- Deceased, incarcerated parents or in foster care since age 13?
- Emancipated or in legal guardianship (court intervention)?
- Unaccompanied youth?
- At risk or effectively experiencing homelessness?

3. Determine your personal circumstances and your contributors



BIOLOGICAL OR ADOPTIVE PARENTS ONLY

(& stepparent married to contributor parent)



Grandparents, foster parents, legal guardians, older brothers or sisters, and aunts and uncles are not considered parents unless they have legally adopted the student, and their information should NOT be included in either FAFSA or WASFA.

4. Who needs to get an StudentAid.gov account?

Anyone considered to be a contributor



Students

- All students who are filing the FAFSA



For dependent students

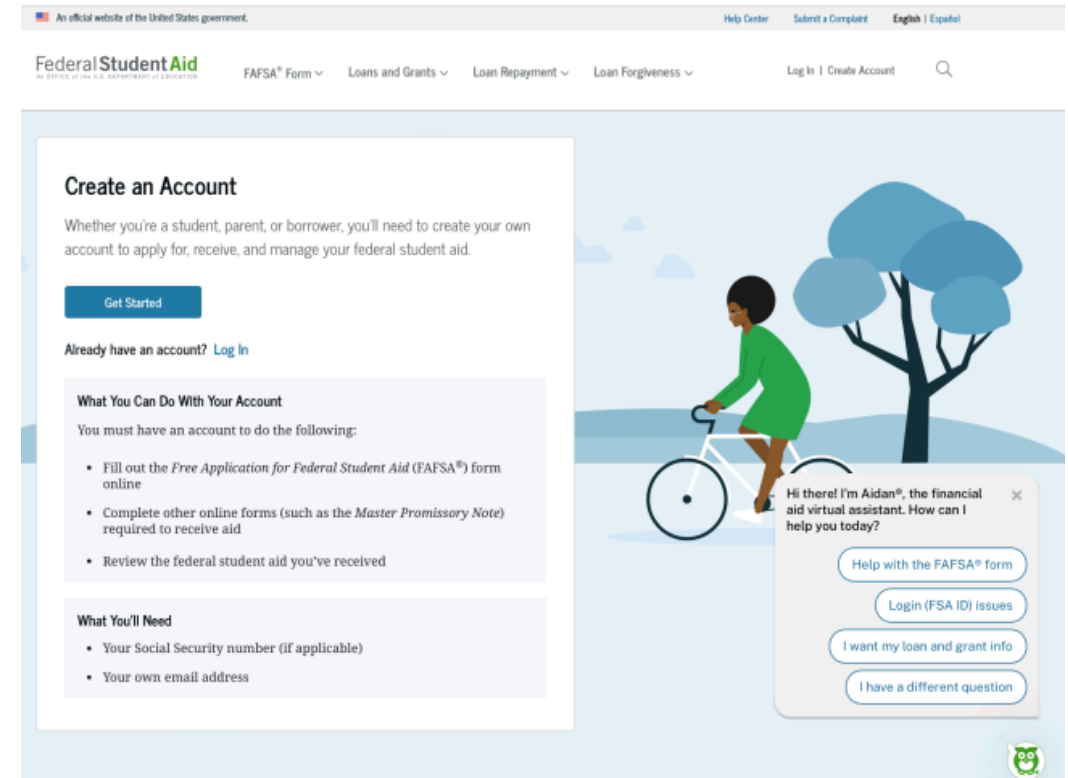
- Parents and/or stepparents who are required to be listed on the FAFSA
 - If they file taxes together, only one parent/stepparent need a StudentAid.gov account.
 - If they do not file taxes together (including if they are non-filers) both parents/stepparents need a StudentAid.gov account.
 - Even if your parent doesn't have a SSN, they will be able to create a StudentAid.gov account.

For provisional independent students

- If you cannot provide parent info— you may be considered as a Provisionally Independent student and would need to work with the financial aid office to certify. This only needs to be done your first year of attendance (assuming you don't transfer to another school)

4. Get a StudentAid.gov account

- Only the owner of the StudentAid.gov Account should create it
- Cell phone number and personal email address
 - Login
 - Retrieve username and reset password
 - Unlock account
- Users will set up multi-factor authentication
- Identity match with the Social Security Administration (SSA) will be completed when SSN is provided
- Student will have to invite parent to contribute to their FAFSA by providing their email address. Once parent accepts invitation, they can complete the parent section.





Microsoft Edge



Mozilla Firefox
(Version 68+)



Google Chrome
(Version 76+)



Apple Safari
(Version 9+)

CERTIFIED BROWSERS

4. Get a StudentAid.gov account

- All contributors must have an StudentAid.gov Account to access the 2026-27 FAFSA form online
- Identity match required for each contributor to verify StudentAid.gov account
- A verified email address will be required to establish an account
 - Contributors should use a personal email address. They should not use a high school or work email.
- Instructions will be provided for contributors and or citizens of the Freely Associated States without a Social Security number

Date of Birth

Month Day Year

 ?

Social Security Number

 ?

What if I don't have a Social Security number? ^

If you don't have a Social Security number (SSN) **and** at least one these two statements describes you, you can check the box below to create an account without an SSN:

- I am a citizen of the Freely Associated States who needs to complete the FAFSA® form online.
- I am a parent or spouse of a student who is applying for aid.

I do not have a Social Security number.
I am a citizen of the Freely Associated States and I do not have a Social Security number (SSN); *OR* I am a parent or spouse of a student who is applying for aid and I do not have an SSN.

Cancel

All contributors without an SSN, including those with an ITIN, will need to manually enter their financial information. We still encourage all impacted users to enter an ITIN, if they have one.

5. Know what documents you will need



Social Security Numbers



Email Addresses (Not high school email address)



2024 Federal Tax Returns and W-2's



Current bank statements and records of other investment accounts (as of the FAFSA filing date)



Student & Contributor(s) Federal Student Aid Account (FSA ID)



Current Records of any stocks, bonds and other investments, including 529 for student for whom the FAFSA is being completed



Total child support from the most recently complete calendar year

You will need to compile these documents for the student AND parent(s), if student is dependent.

Tip:

- Report tax and benefits information from **2024**
- Report account balances as of the day you complete application

General information for FAFSA + WASFA

- The 2026-2027 FAFSA + WASFA opened on October 1, 2025
- Most need-based aid awarded on “first-come, first served” basis
- States and schools determine timelines for priority deadlines
- FAFSA + WASFA must be completed each year the student is enrolled in college
- In order to qualify for aid, students and parents need to provide ‘Consent’ in their forms.

FederalStudentAid FAFSA Loans & Grants Repayment Loan Forgiveness

FAFSA[®] Form 2026-27 Student Raya Tran Save FAFSA Menu

Provide Consent and Approval or You Won't Be Eligible for Federal Student Aid

Summary

Your consent and approval are needed to retrieve and disclose federal tax information. With your consent and approval, we can obtain tax return information automatically from the IRS to help you complete the FAFSA[®] form. If you don't provide consent and approval, you will not be eligible for federal student aid, including grants and loans. You must provide consent and approval even if you didn't file a U.S. federal tax return or any tax return.

- Get your 2024 tax return information for the 2026-27 FAFSA form.
- Tax return information is required to complete the FAFSA form.
- Federal tax information is used to determine your eligibility for federal student aid.

Select "Approve" to provide consent and approval for the use of your federal tax information to determine your eligibility for federal student aid. If you select "Decline," you will not be eligible for federal student aid.

Previous Decline Approve

5. Review: VIP Dates



Tips:

- **Do not sacrifice** accuracy to meet a deadline!
- Make sure to check **each school's** financial aid office individual deadline.
- If going **out of state**, check that state's FAFSA deadline
 - Consider that going out of state means you will be charged as an out-of-state resident meaning you will be paying more and not receiving state aid.

6. Prepare for next steps

FAFSA

- FAFSA Summary Submission received after FAFSA is processed via email
- Can also be accessed in the FAFSA site

WASFA

- Once your application is complete, your information will be made available to all prospective schools listed in your application within 24 hours.

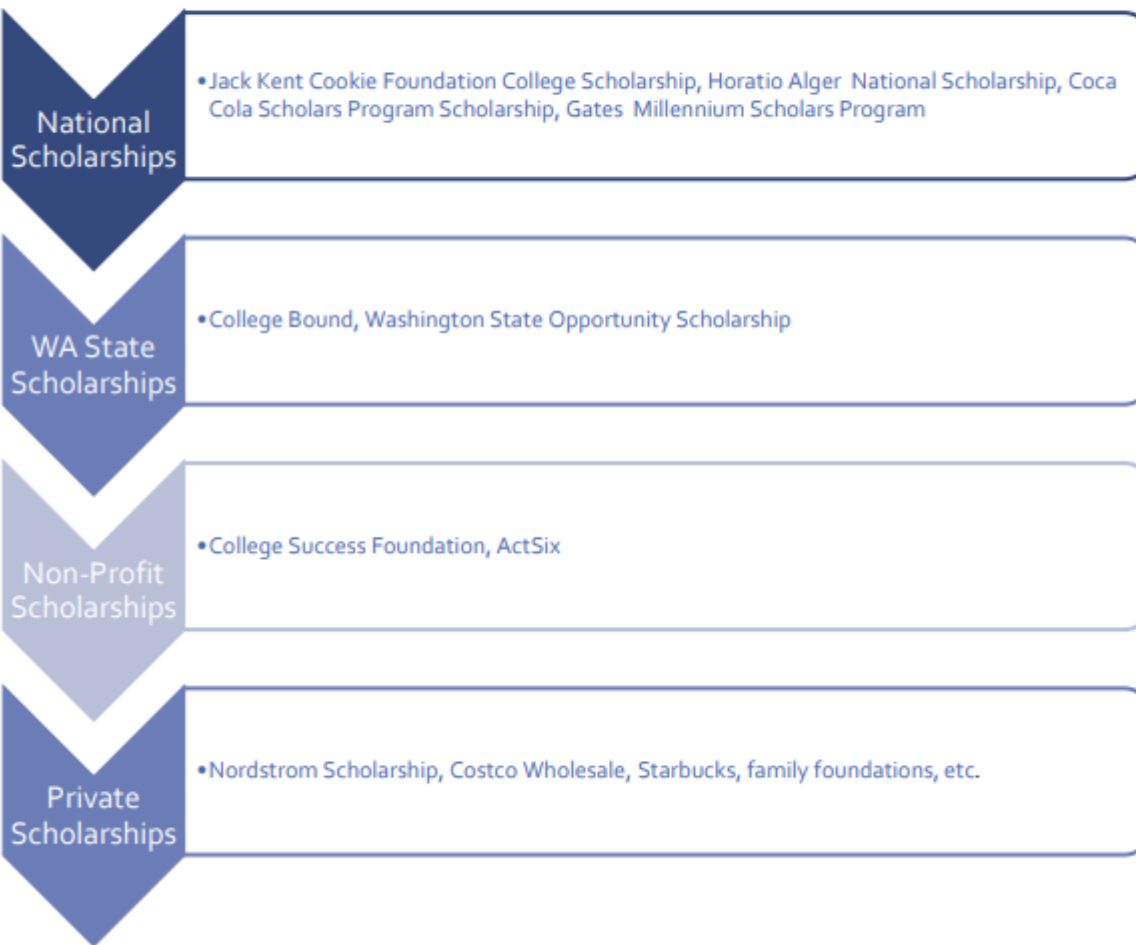
- The financial aid offices will use the information submitted in your FAFSA or WASFA to prepare
- Beware that some students may be required to provide additional documentation to complete a process called verification.
- Start your scholarship search!

Where do I find scholarships?

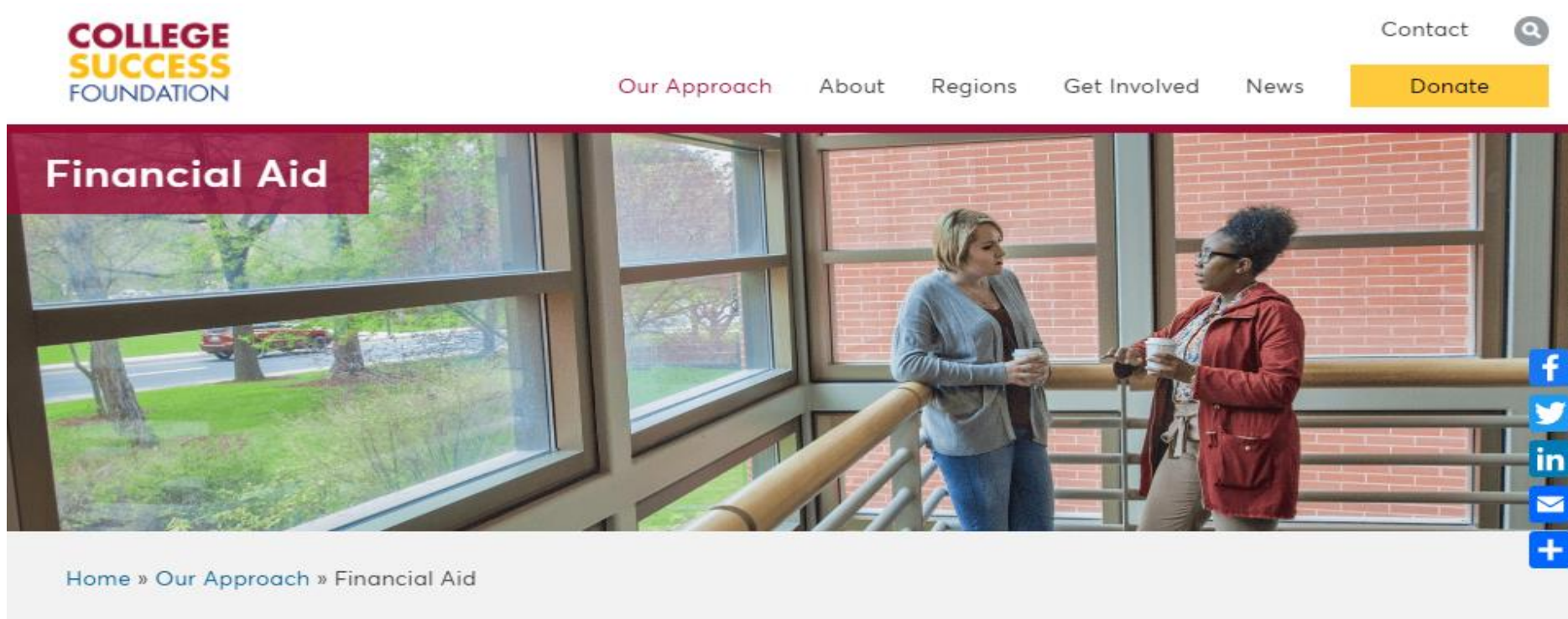
These are great sites to get you started:

- www.thewashboard.org
- www.collegegreenlight.org
- www.waopportunitiescholarship.org
- <https://bigfuture.collegeboard.org/scholarship-search>
- www.fastweb.com
- www.scholarships.com
- www.collegeresourcenetwork.com
- www.chegg.com/scholarships
- www.thedream.us
- www.uncf.org
- www.hispanicfund.org
- <https://scholarshipjunkies.org/>
- www.Gearup.wa.gov
- www.Unigo.com

Research these large scholarships:




DON'T FORGET! FINANCIAL AID HUB



<https://www.collegesuccessfoundation.org/our-approach/financial-aid/>

Questions? Help?



scholarshipservices@collegesuccessfoundation.org