

CREATE YOUR FUTURE WITH COLLEGE BOUND



EXPLORE YOUR CAREER ROADMAP EDUCATOR NOTES

Goal

Students will make connections between their personal passions, values, and interests and their potential career choices.

Links:

www.roadtripnation.com/roadmap

Notes:

- Print extra copies of the graphic organizer worksheet (Part1).
- Use slides to guide discussion.
- Parts 1 and 2 are meant to be done in different sessions.
- Part 2 can be done in class or as homework.

Instructions for Part 1: Identify

Students will identify interests and what drives them

1. Using [the slides provided](#), lead a discussion with students about beginning career exploration based on personal interests and passions rather than possible career fields.

2. Students identify core interests:

- Using part 1 of the worksheet, students will identify their interests by choosing three fields of study or subjects that they enjoy from the list provided on the worksheet.
- Explain to students that leaning into academic subjects that they are interested in or passionate about can be an avenue for pursuing different career interests
- Have students break out into pairs and share their three interests. If they are having a hard time, encourage other students to share why they chose their interests to see if they feel similarly about another topic
- When students have decided their three fields of study, they will write them out on the worksheet space provided (numbered 1, 2, 3).

**COLLEGE
SUCCESS
FOUNDATION**



EXPLORE YOUR CAREER ROADMAP

EDUCATOR NOTES

Instructions for Part 1: Continued

3. Student identifies driving force

- a. Introduce the idea of driving force. Driving Force (these are a type of core interest)
 - things that make you happy
 - larger social justice or community issues that you care about and would like to have a positive impact on
 - the mark you want to leave on the world
- b. Remind your College Bound students that the flexibility of so many college pathways being covered by CBS means that for many they can pursue something that aligns with their values and driving force.
- d. OPTIONAL: If the idea of a driving force is new to your students, present an example (see f below) and as a class, practice by breaking down the graphic organizer to identify driving forces prior to moving into the activity.
- e. Group students into pairs or small groups to help each other discover what their driving force is.
- f. Students will use the graphic organizer to help define at least three driving forces.
 - Encourage students to dig deeper to get to the core of what drives their interests.
 - For example, if they are happy playing video games—ask why? Is it about overcoming challenges, solving problems, working with others, showcasing creativity and/or viewing the design of the game images?

ENSURE STUDENTS HAVE AT LEAST 3 FORCES AND 3 INTERESTS PRIOR TO MOVING TO PART 2.

**COLLEGE
SUCCESS
FOUNDATION**



EXPLORE YOUR CAREER ROADMAP

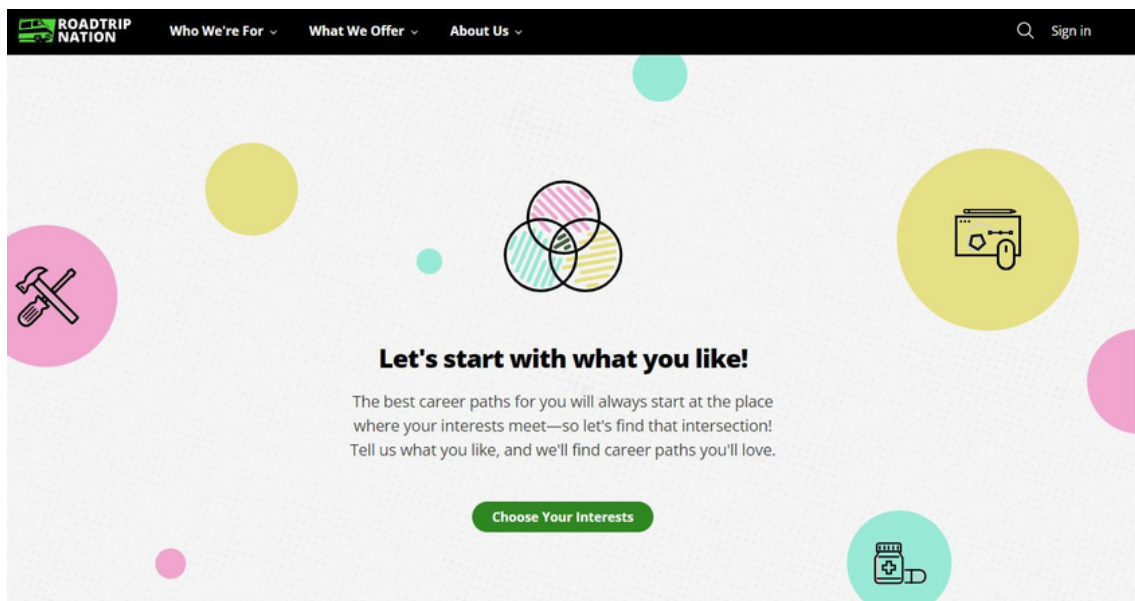
EDUCATOR NOTES

Instructions for Part 2: Explore

This portion can be done in class or as homework (note: if assigned as homework, use 10 minutes to go through the steps below prior to students leaving the classroom). Part 2 picks up where Part 1 left off and uses the information students discovered in Part 1.

- Remind students about leading career exploration based on their driving force vs. starting with a career field in mind.
- Part 2 will begin to connect their driving force and core interests with potential careers.
- Walk your students through the website and process described below.

1. Have students visit roadtripnation.com/roadmap



**COLLEGE
SUCCESS
FOUNDATION**

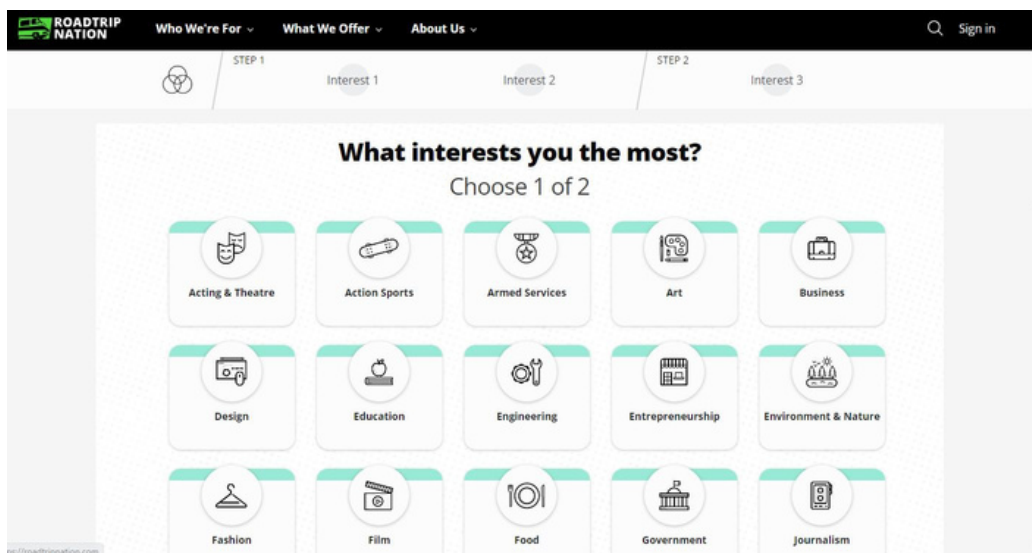


EXPLORE YOUR CAREER ROADMAP EDUCATOR NOTES

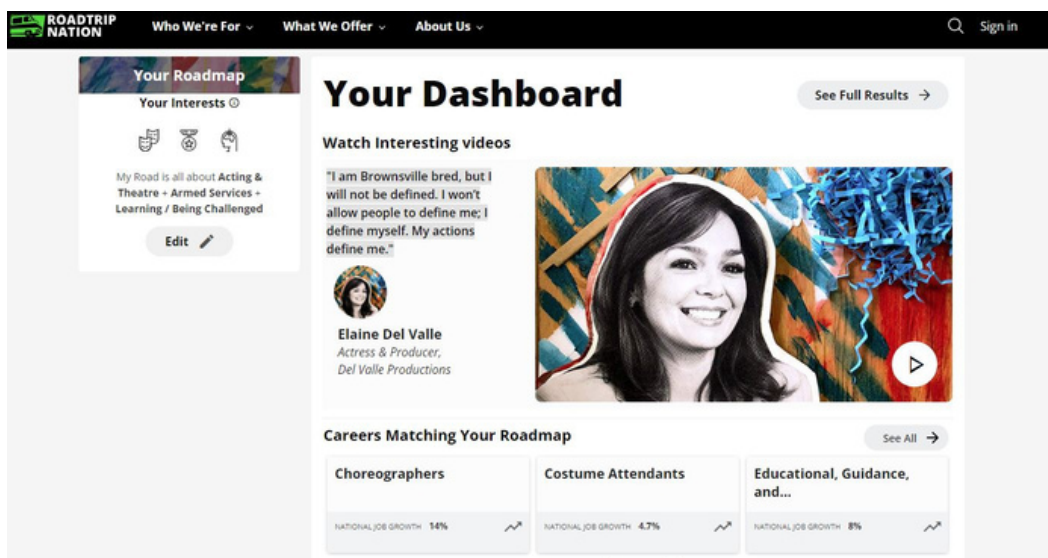
Instructions for Part 2: Explore: Continued

2. Students will select “choose your interest” to begin exploring how their interests connect with career paths.
3. Students will explore different combinations of their answers.
 - Interests #1 and #2 are their core interests.
 - DRIVING FORCE is the 3rd “interest” on road map questions

A question to help students identify their third interest is: "What lights you up at your core?"



4. Once they have chosen their three interests, they will be redirected to a dashboard with careers matching their interests. To explore their full results, direct students to go to “Full Results” (upper right in your dashboard).

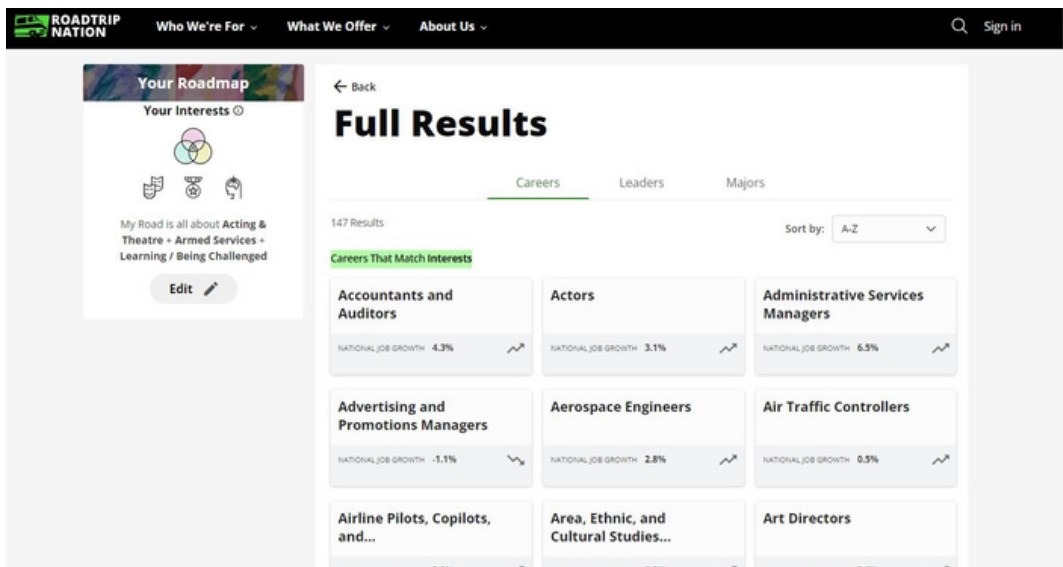


EXPLORE YOUR CAREER ROADMAP

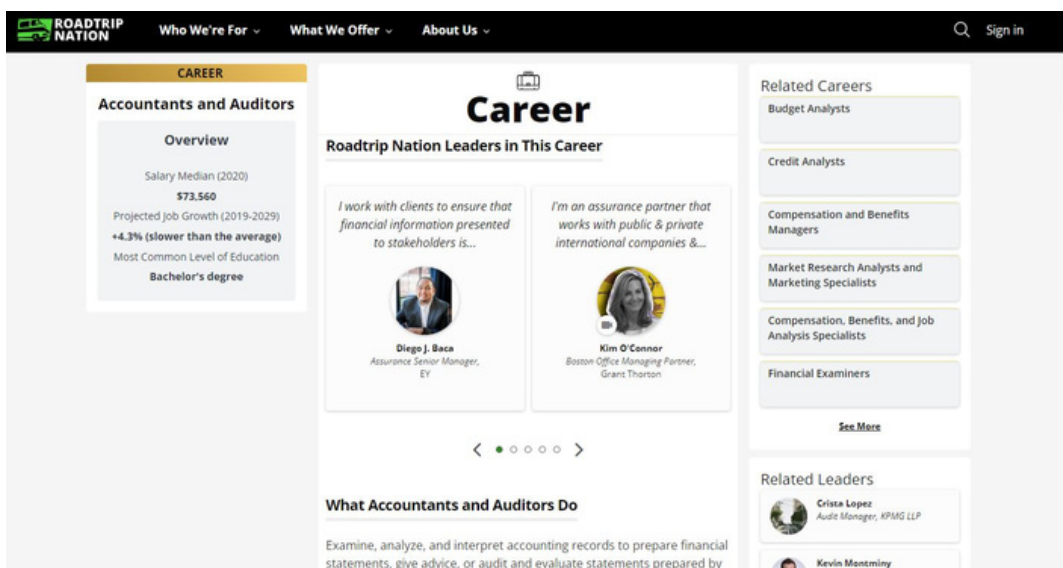
EDUCATOR NOTES

Instructions for Part 2: Explore: Continued

5. Explore the list of careers (click “See More” on different categories) and choose 3 careers to explore.



6. Students will click on each career and record the info on the worksheet.



7. Have the students record job titles and majors they may want to explore more.

8. Once they have explored the first combination, they can choose “edit” from their dashboard and select a new combination.

EXPLORE YOUR CAREER ROADMAP

EDUCATOR NOTES

Complimentary Materials

Pair this lesson with College and Career Knowledge chapter 1 to options for education and training after high school and college and career connection

- [Chapter 1: About College and Career](#)
- [Complete College and Career Knowledge Materials](#)

Other College Bound Resources:

Student College Bound FAQs

- [FAQs in English](#)
- [FAQs in Spanish](#)

[Order Free College Bound Materials](#)

[College Bound FAQs for Counselors and School Staff](#)

[College Bound Portal Bulk Update Tool FAQs for Staff](#)

Please Give Us Your Feedback

<https://forms.office.com/r/QjRKjKaPgK>



**COLLEGE
SUCCESS
FOUNDATION**



CREATE YOUR FUTURE WITH COLLEGE BOUND






EXPLORE YOUR CAREER ROADMAP PART 1

Identify Your Core Interests

Think about the classes you enjoy, issues/causes you are passionate about, or a need you see in your community or society.

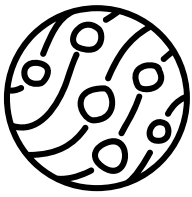
Using the list below, identify three subjects that interest you:

- acting/theatre
- art
- activism
- business
- design
- education
- engineering
- entrepreneurship
- environment/nature
- fashion
- film
- social media
- food
- government
- journalism
- law
- medicine
- music
- science
- sports
- technology
- travel
- writing



**COLLEGE
SUCCESS
FOUNDATION**






Identify Your Driving Force

Reflect on the following statements and utilize the graphic organizer to identify your driving forces.

As long as I'm _____,
I'll be happy.

My perfect day would include
_____.



Something I get excited to do
is _____.

When I get to choose what
to do, I choose _____.



**What aspects of these things bring you happiness?
Let's break it down using the table on the next page!**



Why do these things make me feel happy/fulfilled?

Dig deeper.

What about this makes me happy?

Here are some ideas the roadmap website uses: problem-solving, being creative, accomplishing a goal, sharing stories/communicating, learning/challenging myself, being physically active, helping people, working with others, building relationships, teaching/mentoring, upholding a cause I believe in, working independently, building things, etc.

Choose your top 3 final driving forces

Your driving forces + core interests =
potential career intersections

CREATE YOUR FUTURE WITH COLLEGE BOUND



EXPLORE YOUR CAREER ROADMAP PART 2

Explore your Roadmap!

Go to roadtripnation.com/roadmap




1. Try out a combination of 2 interests + 1 driving force (3rd interest) If there is nothing that exactly fits your driving interest (3rd interest), choose the option that best fits or is closest to it. Remember you will be doing this several times, so you can try other combinations.
2. Record the combinations you tried on the following page.
3. Scroll and read to explore the Dashboard.
4. Click on "See Full Results" to see a more comprehensive list of career titles.
5. On the Careers tab, scroll and look through the career list (some categories you can click "See More" at the bottom of the page).
6. From the Career list record 1-2 careers that stand out to you on the following page.
7. Explore at least 3 different career options that stood out to you.
8. Click on the 1st choice career and scroll to see details.
9. Record information in the Career Explorations worksheet provided.
10. At the bottom of each Career page see the "Getting Started" space to record some first steps ideas if available.




**COLLEGE
SUCCESS
FOUNDATION**





Roadmaps



Core Interest:

Core Interest:

1 Driving Force (3rd Core Interest):

Careers that interest me:

Core Interest:


Core Interest:

1 Driving Force (3rd Core Interest):

Careers that interest me:



Career Exploration



Career Title

Education

Average Income

How do they spend their day and what are 2 main responsibilities:

First steps to exploring:

Career Title

Education

Average Income

How do they spend their day and what are 2 main responsibilities:

First steps to exploring:

Career Title

Education

Average Income

How do they spend their day and what are 2 main responsibilities:

First steps to exploring:

QR CODES

roadtripnation.com/roadmap



Please Give Us Your Feedback

<https://forms.office.com/r/QjRKjKaPgK>

