

Changes to the 24-25 Financial Aid Applications

Latest Financial Aid Information and Resources

*OSPI-WSAC Webinar * December 6, 2023*



Washington Office of Superintendent of
PUBLIC INSTRUCTION



Webinar Logistics



This webinar is being recorded and will be posted on OSPI's [YouTube](#) - OSPI-WSAC Webinar Playlist

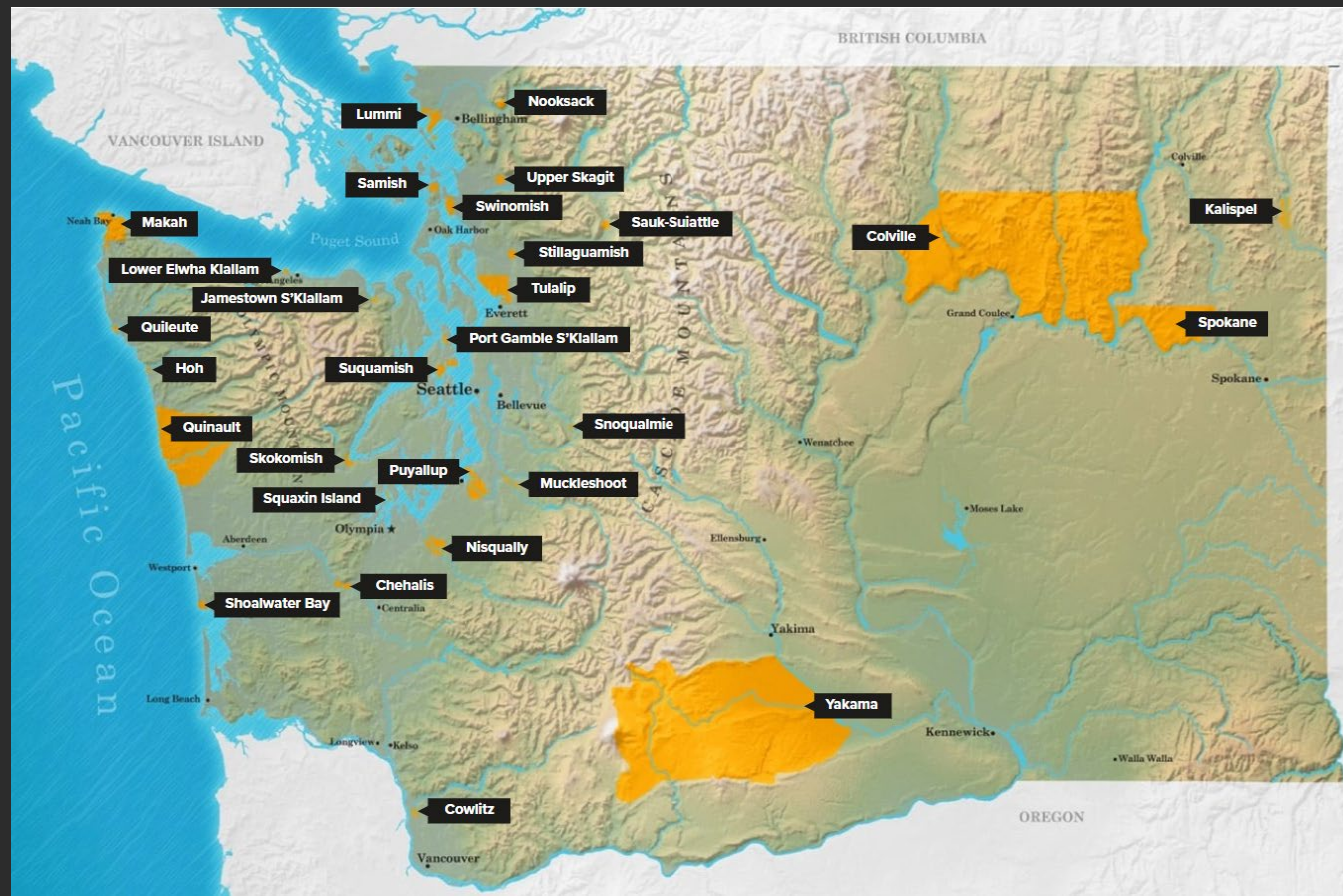


Both the recording and the slides will also be posted ASAP on [WSAC's](#) website and the slides will be on [OSPI's](#) CCR website



1.5 Clock Hours are available ([register](#) for pdEnroller [Event 164248](#)- once attendance is verified, you'll get an email to submit an eval. and get your clock hours)

Tribal Land Acknowledgement



Learn more about
Washington Tribes

Link to this map:
<https://www.washingtontribes.org/>

[School District & Nearest Federally
Recognized Tribes](#)

[Map Showing the Historical Overlap
of Tribal Territories \(N. Hemisphere\)](#)

To learn about your area, text your
City and State to 907-312-5085



Webinar Hosts, Tech Support and Presenters



Maria Muto

Program Supervisor,
Secondary School Counseling
OSPI

maria.muto@k12.wa.us



Kathie Pham

Program Associate,
College Bound Outreach
WSAC

KathieP@wsac.wa.gov



Yaslin Torres-Peña

Program Associate, 12th Year
Campaign, WSAC
yaslintp@wsac.wa.gov



Christina Winstead

Associate Director, 12th Year
Campaign, WSAC
christinaw@wsac.wa.gov



Angel Martinez

Administrative Assistant,
OSPI

angel.martinez@k12.wa.us

Objectives

- Learn about best practices for **implementing 2024-25 financial aid applications**.
- Understand how to better **communicate changes to partners, students, and their families**.
- Explore **Financial Aid resources, information and support**.

What You Need to Know: FAFSA Simplification Act



What Will I Learn Today?

The FAFSA Simplification Act

FSA ID Changes

FAFSA Application Changes

Student Aid Report Changes

How to Prepare for the 2024-25 FAFSA

Resources



Application Update Disclaimer

- FAFSA Simplification is a work in progress and the final version of the new FAFSA application will be released in December 2023.
- Parts of the application are still in development and information about the FAFSA shared in this presentation are subject to change.
- As Federal Student Aid provides updated information, we will update all WSAC training materials and resources accordingly. Thank you for your patience as we work through this application rollout together.



Better FAFSA Better Future

Federal Student Aid

A better FAFSA® process means a better future for everyone.

AWARD YEAR 2024-2025

Full implementation is right around the corner.

40 years since the last major changes to FAFSA®

Congress passed the **FUTURE Act** and **FAFSA® Simplification Act**, making it easier to apply for federal student aid ensuring more people can qualify.

Connecting more people with more funds.

Streamlining application questions.

Developing a better user experience.

930,000 additional Pell Grant award recipients (estimated).

Connecting over 7 million students with more than \$114 billion in aid.

Knowledge Center | Training Center | Financial Aid Toolkit | FSA Partner Emails | Customer Service Center

The support you need and deserve. Now and in the future.

BETTER FAFSA®
BETTER FUTURE

Better FAFSA Better Future is the communication campaign to increase knowledge about the changes to the FAFSA enacted by the FAFSA Simplification Act.

FAFSA Simplification Act





FAFSA Simplification Act

The FAFSA Simplification Act represents a significant overhaul of federal student aid, including the Free Application for Federal Student Aid form, need analysis, and many policies and procedures for schools that participate in federal student aid programs.





FAFSA Simplification Act

Two pieces of federal legislation were passed that enabled the coming changes:

Future Act: Expands access to federal student aid, and mandates Federal Student Aid to use data directly from the IRS-Passed December 2019

FAFSA Simplification Act included with the Consolidated Appropriations Act – Passed December 2020 Was to have started this year but an amendment moved to next FAFSA cycle

116TH CONGRESS
1ST SESSION

S. 2667

To amend the Higher Education Act of 1965 to make it easier to apply for Federal student aid, to make that aid predictable, to amend the Federal Pell Grant program, and for other purposes.

IN THE SENATE OF THE UNITED STATES

OCTOBER 22, 2019

Mr. ALEXANDER (for himself and Mr. JONES) introduced the following bill; which was read twice and referred to the Committee on Health, Education, Labor, and Pensions

A BILL

To amend the Higher Education Act of 1965 to make it easier to apply for Federal student aid, to make that aid predictable, to amend the Federal Pell Grant program, and for other purposes.

1 *Be it enacted by the Senate and House of Representa-*
2 *tives of the United States of America in Congress assembled,*

3 **SECTION 1. SHORT TITLE.**

4 This Act may be cited as the “FAFSA Simplification
5 Act of 2019”.

FSA ID Changes





Changes to the 24-25 FAFSA

FSA ID Changes

- Two-Step Verification
- Back-Up Codes
- FSA ID Now Required for Applicants and Contributors (Parents)
- FSA ID for Those Without SSN





FSA ID Now Required

- Everyone will need an FSA ID in order to log into the studentaid.gov website to access the FAFSA.
- FSA ID's must be verified before starting the FAFSA and this can take 1-3 days.
- Students and contributors (parents) will not be able to access the FAFSA using personally identifying information.
- The 24-25 FAFSA will no longer have a signature page.
- We are unable to track FSA ID creation rates.



FSA ID Changes - Multi-Factor Authentication (MFA)

Step 7 of 7

Enable Two-Step Verification

Protect Your Account with Two-Step Verification

Whenever you sign in, we'll send a secure code to make sure it's really you. To keep your account protected, make sure your phone number and email are verified. We also suggest setting up verification using a secure authenticator app.



SMS Verification

5554324567

⚠ Not Verified

Verify



Email Verification

john.doe.original@gmail.com

⚠ Not Verified

Verify



Use an Authenticator App (Most Secure Option)

Use an authenticator app that you've downloaded from a mobile app store to view in-app secure codes—visible only to you—that can confirm your identity when you log in.

[Learn More](#)

[➕ Set Up an Authenticator App](#)

Set Up Your Authenticator App

Step 1

Download an authenticator app from your [mobile app store](#).

Step 2

Enter the following key into your authenticator app or scan the QR code with your authenticator app, then click "Continue."



— OR —

V7YE6NBUCLDPAZFC6DX0D4DTWS5VBEV

[Copy](#)

Cancel

Continue




Setting up an Authenticator App is optional but strongly recommended by Federal Student Aid



FSA ID Changes - Multi-Factor Authentication (MFA)

Two-Step Verification

You have the following two-step verification methods enabled. Select one to finish logging in.

	Authenticator App (Most Secure) Use the authenticator app you set up to use with your account to get a secure code.	<input type="button" value="Enter Code"/>
	SMS Verification *****4567	<input type="button" value="Send Code"/>
	Email Verification jo*****@gmail.com	<input type="button" value="Send Code"/>

Every person who has an FSA ID and attempts to log into studentaid.gov for any reason will be subjected to the MFA process each time.



FSA ID Changes - Back-Up Codes

A two-step verification backup code lets a student or parent access their account if their unable to complete two-step verification using one of their other verified methods.

Create an Account (FSA ID)



Step 7 of 7

Enable Two-Step Verification: Backup Code



We recommend storing your backup code in a safe place.

Your backup code is a special code that lets you access your account in the event that you cannot use any other two-step verification method.

Your Backup Code Is:

CK3H1SM5MRET

I have stored this backup code somewhere safe.

Previous

Continue

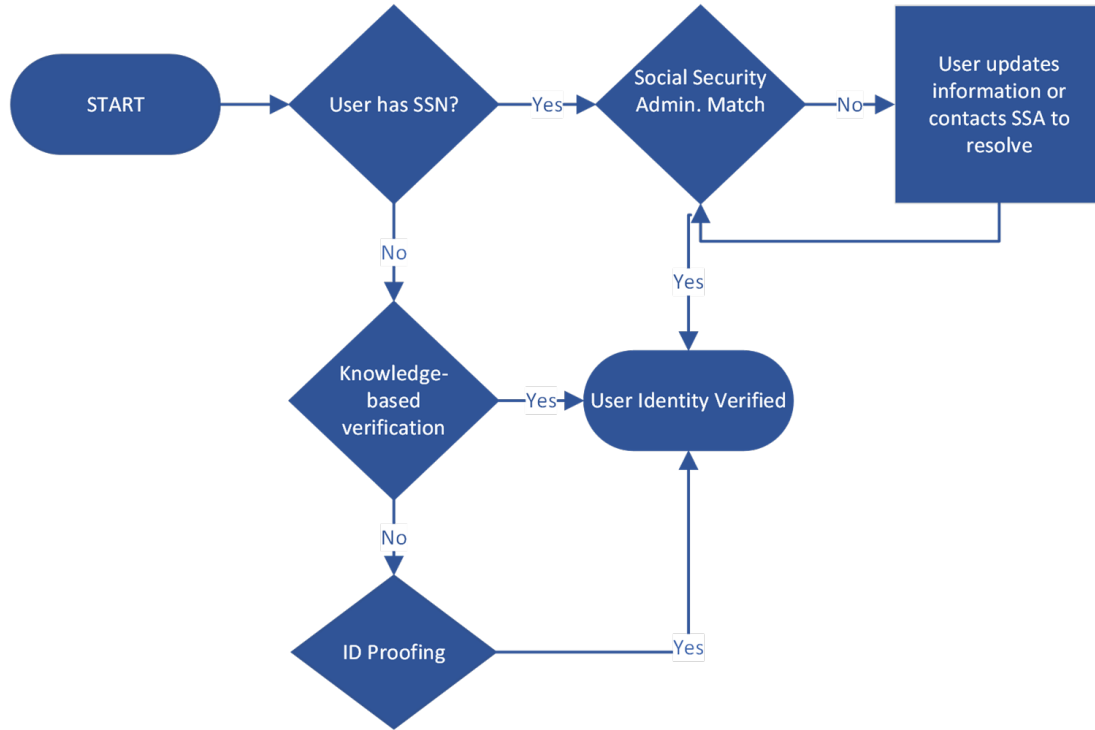


FSA ID's for Contributors Without an SSN

Starting with the 2024-25 FAFSA, everyone contributing (students and parents) to an application will need to create an FSA ID. This includes those without an SSN. This slide deck will walk you through the new process. Contributors without an SSN can start creating an FSA ID starting December 2023.



FSA ID Match & Verification Flow





Step #1 – FSA ID - Enter Personal Information

Create an Account

Step 1 of 7

Personal Information

I understand that I'll be required to certify that the information I provide to create an account is true and correct and that I'm the individual who I claim to be.

If I'm not the person I claim to be, I understand that I'm not authorized to proceed and that I should exit this form now. If I provide false or misleading information, I understand that I may be subject to a fine, prison time, or both.

First Name

Middle Initial

Last Name

Date of Birth
Month Day Year

Social Security Number

I don't have a Social Security number.

Cancel

Continue



Create an Account

Step 1 of 7

Personal Information

I understand that I'll be required to certify that the information I provide to create an account is true and correct and that I'm the individual who I claim to be.

If I'm not the person I claim to be, I understand that I'm not authorized to proceed and that I should exit this form now. If I provide false or misleading information, I understand that I may be subject to a fine, prison time, or both.

First Name

Middle Initial

Last Name

Date of Birth
Month Day Year

Social Security Number

I don't have a Social Security number.

Cancel

Continue

Warning: Your Account Will Be Limited Without SSN

If you create an account without an SSN, you'll be limited in what you can do. You should only continue creating an account without an SSN if one of the following statements is true for you:

- I am a parent or spouse of a student who is applying for aid, and I do not have an SSN.
- I am a citizen of the Freely Associated States and need to complete the FAFSA® form online.

Note: Any previously completed FAFSA forms won't be linked to your account. You will still be able to access information from 2023-24 FAFSA form if you use your identifiers on the FAFSA roles page.

Go Back

Continue Without SSN



Step #3 - Contact Information

Create an Account

Step 3 of 7

Permanent Address

Address

City

State

ZIP Code

Mobile Phone Account Access

We strongly recommend setting up your mobile phone for account access. This option helps you gain access to your account if you are locked out, as well as allows your mobile phone to be used for two-step verification.

Mobile Phone

Confirm Mobile Phone

Yes, I agree to use my mobile phone for account access.

Alternate Phone Number (Optional)

[Add Alternate Phone Number](#)



You have not provided a Social Security number (SSN) or an address. If you want to continue creating an account, enter your SSN or address information.

Mailing address is one of the elements needed to verify the identity of individuals without an SSN and is required

If an address is not provided an error will show at the top of the page and the applicant cannot progress to the next step

FSA recommends that the applicant uses a physical mailing address vs a PO Box.

International phone numbers cannot be used as a phone number. Phone numbers are not required to create an FSA ID.



Step #6 Confirm and Verify

This is where you can double check all your information for accuracy and edit if needed.

You can write down the answers to your challenge questions on your FSA ID worksheet.

Create an Account

Step 6 of 7

Confirm & Verify

Verify the information you provided for your account below. If there is an error, select "Edit" to make corrections.

Personal Information [Edit](#)

Name
Jesse C. Faden

Date of Birth
09/07/1991

Social Security Number
None

Account Information [Edit](#)

Username
jfaden91

Email
jfaden@gmail.com

Communication Preferences [Edit](#)

Required Communications

Email

Optional Communications

Email

Language Preference

English

Challenge Questions [Edit](#)

Challenge Question 1

What is your mother's maiden name?

Challenge Question 2

What is your mother's maiden name?

Challenge Question 3

What is your mother's maiden name?

Challenge Question 4

What is your mother's maiden name?

I agree to FSA's Terms and Conditions



Step #7 – Identity Verification

Create an Account

Step 7 of 7

Identity Verification

One last step! We're required to ask additional questions when you don't have a Social Security number (SSN) to verify your identity. You must answer these to finish creating your account.

The results of the identity verification will be displayed on the next page—note that you won't be able to return to this page to answer these questions again.

Which of the following is the street name of your most recent previous address?

- Florida Ave NW
- Sesame Street
- Langston Pkwy
- None of the above

Which of these phone numbers have you ever used previously?

- (316) 775-5152
- (970) 680-6986
- (128) 791-0911
- None of the above

Which of the following is a current or previous employer?

- Adidas
- The Walt Disney Company
- Nokia
- None of the above

Which of the following people lives or owns property in Tafuna?

- Aasiya Jayavant
- Leo Knight
- Justine Marshall
- None of the above

These are examples of the questions asked in the knowledge-based identity verification

This process is generated by a credit bureau, but no credit check is completed.

No credit history is required to generate questions.

You only have one opportunity to answer these questions correctly.



Identity Verification - Verified

Your Account Was Successfully Created

What's Next?



Your Identity Has Been Verified

You can log in and start filling out the FAFSA® form.



Remember to Save Your Backup Code

Your backup code lets you access your account in the event that you cannot use any other two-step verification method.

Your Backup Code is:

RJY47DN2J6DF

What You Can Do Now

- Add information to a student's FAFSA form as a parent or spouse.
- Complete the FAFSA form online as a student from a [Freely Associated State](#).
- View your [account dashboard](#), which includes checklists and other information.

[Return to Login](#)

If the user's identity is verified through the knowledge-based questions, they can start using their FSA ID to log in and complete their section of the FAFSA.



Identity Verification – Not Verified

Your Account Was Created But You Need to Contact Us

What's Next?

Call to Confirm Your Identity

We couldn't verify the information you provided. Call us at 1-800-433-3243 to confirm your identity.

Remember to Save Your Backup Code

Your backup code lets you access your account in the event that you cannot use any other two-step verification method.

Your Backup Code is:

RJY47DN2J6DF

What You Can Do After We Verify Your Identity

- Add information to a student's FAFSA form as a parent or spouse.
- Complete the FAFSA form online as a student from a [Freely Associated State](#).
- View your [account dashboard](#), which includes checklists and other information.

[Return to Login](#)

Account was created, but cannot be used until the additional verification process is completed

An email will be sent to let the person know their next steps to complete the FSA ID process.

This process requires them to call The Federal Student Aid Information Center (FSAIC)

You cannot go back to try and answer the questions again



Identity Verification Process



Step 1

Call Federal Student Aid Information Center (FSAIC) at 1-800-433-3243.



Step 2

A customer service representative will look up your account and initiate the identity verification process.



Step 3

You will receive an email with a case number and instructions for providing the proper documentation for FSA to use to verify your identity.



Step 4

Submit the required documentation via email.



Step 5

Within 1-3 days of sending documentation, FSA will provide an email confirming that your identity has been verified.

The Identity Verification Process only applies to individuals without an SSN who are unable to be verified in the FSA ID creation process.



Identity Verification Required Documents

Everyone must provide a completed attestation form and provide required documents. Forms of ID must be unexpired

Proof of Identity

One of the following forms of ID

- Driver's License
- State or City Identification Card
- Foreign Passport

Or

A Utility Bill & ID

The utility bill must have the address that matches their account and their name on the bill.

- One of the Following forms of ID will meet this requirement
 - Municipal identification card
 - Community ID
 - Consular identification card



Those Without Required Verification Documents

FAFSA® Form

July 1, 2024 – June 30, 2025

Free Application for Federal Student Aid

Federal Student Aid
AN OFFICE OF THE U.S. DEPARTMENT OF EDUCATION

Use this form to apply free for federal and state student grants, work-study, and loans. Or apply free online at fafsa.gov.

Apply by the Deadlines

For federal aid, submit your application as early as possible, but no earlier than **December XX, 2023**. We must receive your application no later than **June 30, 2025**. Your college must have your correct, complete information by your last day of enrollment in the 2024–25 school year.

For state or college aid, the deadline may be as early as December 2023, and you may need to complete additional forms. Check with your high school counselor or a financial aid administrator at your college. See the state deadlines on page 2. If you are applying close to a deadline, we recommend you submit your FAFSA form online at fafsa.gov.

Fill Out the FAFSA® Form

The FAFSA form has five sections: Student, Student Spouse, Parent, Parent Spouse or Partner, and Preparer. To determine who needs to provide their information, consult "Who must provide information on the FAFSA form?", on page 3.

You may fill the answer fields electronically and then print the form, or print the form first and complete it by hand. If you complete the form by hand, use dark ink and write clearly, as shown below. A computer will process this form; therefore:

• Fill in both circle and square answer fields completely:

Correct ● ■ Incorrect ⊗ ⊘ ⊚ ⊛

• For circle answer fields, choose only one response; for square answer fields, choose all that apply:

○ ● ○ ■ □ ■

• Print in BLOCK CAPITAL letters and skip a box between words; for multi-line responses, wrap any incomplete words onto next line:

1 4 1 6 P L U M S *Continue on next line*
T A P T 4

• Report dollar amounts such as \$12,356.41 without cents; if negative, completely fill the circle (⊖) before the answer box:

⊖ \$ [] [] [] 1 2 3 5 6

Refer to the notes on pages 21–22 as instructed.

For help in filling out the FAFSA form, go to StudentAid.gov/completefafsa or call 1-800-4-FED-AID (1-800-433-3243). If you need assistance in another language, visit StudentAid.gov.

Special Circumstances?

If you or your family experienced significant changes to your financial situation (such as loss of employment or pay cuts), or other special circumstances (such as tuition expenses at an elementary or secondary school or high unreimbursed medical or dental expenses), complete and submit this form as instructed. Once you submit the form, discuss your special circumstances with the financial aid office at the college(s) you applied to or plan to attend.

2024-25 FAFSA® Form

If a parent cannot provide the documents for the FSA ID identity verification process, they can still complete a paper application with their student.

- They may need access to a printer if the document cannot be printed at school or a library.
- Will need to be mailed into Federal Student Aid.
- Takes longer to process the paper application.

2024-25 FAFSA Application Changes





Changes to the 24-25 FAFSA

FAFSA Form Changes

- Delayed Release Date
- Who is the Parent
- Provisional Independent Status
- Role Based Information Entry
- Contributor (Parents) Information
- Income Information Exchange
- Student Aid Index
- Family Size
- Number in College
- Assets





FAFSA Form Landing Page

An official website of the United States government. Help Center English | Español

FederalStudentAid
An OFFICE of the U.S. DEPARTMENT of EDUCATION

FAFSA ▾ Loans & Grants ▾ Repayment ▾ Loan Forgiveness ▾

Log In | Create Account


Get Money to Pay for School

Use the Free Application for Federal Student Aid (FAFSA®) form to apply for financial aid for college or graduate school.

2024-25 FAFSA Form

[Start a New Form](#) [Edit Existing Form](#)

Need to access last year's form? [Start or Edit a 2023-24 Form](#)



Check FAFSA® Deadlines for the State You Live In

Some states and colleges use FAFSA information to award their own grants, scholarships, and loans. Check your state's deadlines here!

School Year State of Residence

[Find Deadlines](#)

[View All FAFSA Deadlines](#)

Who Should Complete This?

Any student, regardless of income, who wants to be considered for federal, state, and school financial aid programs, which includes scholarships, grants, loans, and Federal work-study.

How Long Will it Take?

It takes most people less than an hour to complete, including gathering any documents or data needed.

What Do I Need?

- Verified StudentAid.gov account
- Social Security Number
- Parent or spouse contributor email addresses
- Income and asset information, if required



Takeaway: FAFSA and WASFA in December

The 2024-25 FAFSA & WASFA will be available by December 31st

2025-26 and beyond will be available October 1st

Class of 2024 will complete the 2024-25 FAFSA or WASFA using 2022 income information





FAFSA Form Changes -Who is the Parent

The screenshot shows the FAFSA 2024-25 form for Student Raya Tran. The progress bar indicates the user is on step 2, Demographics. The current section is titled 'Tell Us About Your Parents'. A green box explains that the 'Parent' is the legal (biological or adoptive) parent or stepparent who supports the student financially. Below this, there is a question: 'Are your parents married to each other?' with radio buttons for 'Yes' (selected) and 'No'. A blue box with a document icon states: 'You will need to provide information for your parents. Based on your answers in this section, you'll need to provide information about both of your parents on your FAFSA form. You can invite your parents to your form so they can complete their required sections.' At the bottom, there are 'Previous' and 'Continue' buttons.

- Parent info to be provided on the FAFSA will no longer be defined as primary custodial parent. New definition is “parent which provided the greater portion of the student’s financial support”
- For dependent students-income reported and family size may be for a household that they do not reside in.
- FSA has created a parent wizard that will help the student understand whose information should be provided.




Is My Parent a Contributor Infographic



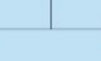
Is My Parent a **CONTRIBUTOR** When I Fill Out My FAFSA® Form?

Federal Student Aid

A **parent** means your legal (biological or adoptive) parent or a person that the state has determined to be your legal parent. A **stepparent** is considered a parent if they have adopted you. Stepparents that have not adopted you will be identified as a parent spouse.



Are your biological or adoptive parents married to each other?



Your parents' marital status is married (not separated), and both of your parents' information must be included on the FAFSA® form. If your parents did not file taxes jointly, then both of your parents are contributors. Their individual information, consent and approval, and signatures will be required on the FAFSA form. If your parents filed taxes jointly, only one parent is required as a contributor and will report information for both parents.

Your parents' marital status is unmarried (both legal parents living together), and both of your parents are contributors, even if they were never married, are divorced, or are separated. Their individual information, consent and approval, and signatures will be required on the FAFSA® form.

The individual information, consent and approval, and signature of the parent who provided more financial support over the past 12 months will be required on the FAFSA® form, and this parent will be identified as a contributor.

The individual information, consent and approval, and signature of the parent who has the greater income or assets will be required on the FAFSA® form, and this parent will be identified as a contributor.

Note: Dependent students are required to report parent information on the FAFSA® form, and in most cases, a parent will be identified as a contributor for these students. All contributors are required to provide their information, signature, and consent and approval to have their federal tax information transferred directly from the IRS into the FAFSA form. Being a contributor on the FAFSA form does not mean an obligation to pay for the student's education.

Has this parent married/remarried?



Your parent's marital status is married/remarried. Your stepparent will also be identified as a contributor on the FAFSA® form if they didn't file their taxes jointly with your parent.

Your parent's marital status is single (never married), separated, divorced, or widowed. An additional parent will not be identified as contributor.



Student Personal Circumstances

The student is asked if any of the listed personal circumstances apply to them.

The screenshot shows the FAFSA 2024-25 interface for Student Raya Tran. The progress bar at the top indicates the current step is 1, Personal Circumstances, with other steps being Demographics, Financials, Colleges, and Signature. The form title is "Student Personal Circumstances" and it instructs the user to "Select all that apply." There are eight checkboxes with corresponding text boxes, and the "None of these apply" option is selected. At the bottom, there are "Previous" and "Continue" buttons.

FAFSA[®] FORM 2024-25 Student Raya Tran Save FAFSA Menu

1 Personal Circumstances 2 Demographics 3 Financials 4 Colleges 5 Signature

Student Personal Circumstances

Select all that apply.

- The student is currently serving on active duty in the U.S. armed forces for purposes other than training.
- The student is a veteran of the U.S. armed forces.
- The student has children or other people (excluding their spouse) who live with them and receive more than half of their support from the student now and between July 1, 20XX and June 30, 20XX.
- At any time since the student turned 13, they were an orphan (no living biological or adoptive parent).
- At any time since the student turned 13, they were a ward of the court.
- At any time since the student turned 13, they were in foster care.
- The student is or was a legally emancipated minor, as determined by a court in their state of residence.
- The student is or was in a legal guardianship with someone other than their parent or stepparent, as determined by a court in their state of residence.
- None of these apply

Previous Continue



Student Other Circumstances

The student is asked if they were homeless or at risk of being homeless. The student selects "No."

FAFSA® FORM 2024-25 Student **Raya Tran** Save | FAFSA Menu

1 Personal Circumstances 2 Demographics 3 Financials 4 Colleges 5 Signature

Student Other Circumstances

At any time on or after July 1, 2023, was the student unaccompanied and either (1) homeless or (2) self-supporting and at risk of being homeless?

Yes No

Previous Continue



Student Unusual Circumstances

The student is asked if unusual circumstances prevent them from contacting their parent(s).

FAFSA[®] FORM 2024-25 Student: Raya Tran Save FAFSA Menu

1 Personal Circumstances 2 Demographics 3 Financials 4 Colleges 5 Signature

Student Unusual Circumstances

This information will help us evaluate the student's ability to pay for school.

Do unusual circumstances prevent the student from contacting their parents or would contacting their parents pose a risk to the student?

A person experiencing unusual circumstances may have:

- Left home due to an abusive or threatening environment;
- Been abandoned by or estranged from their parents, and have not been adopted;
- Been granted refugee or asylee status and are separated from their parents, or their parents are displaced in a foreign country;
- Been a victim of human trafficking;
- Been incarcerated, or their parents are incarcerated and contact with them would pose a risk to them; or
- Been otherwise unable to contact or locate their parents, and have not been adopted.

If their circumstances resulted in not having a safe, stable place to live, they may be considered a homeless youth and should review the answer to the previous question about being unaccompanied and homeless.

Yes No

Previous Continue



Dependency Status: Provisionally Independent Status

If the student answers yes to the questions in the “Other Student Circumstances” section, they will be considered Provisionally Independent and will need to connect with their college’s financial aid office.

The screenshot displays the FAFSA 2024-25 application interface for Student Raya Tran. The progress bar at the top indicates five steps: 1. Personal Circumstances (current), 2. Demographics, 3. Financials, 4. Colleges, and 5. Signature. The 'Your Dependency Status' section features a circular icon of a student and the following text:

Provisionally Independent Student
Based on your answers, you're a provisionally independent student. This means you don't need to answer questions about your parents to submit your application.

To complete your application, you'll need to contact your school's financial aid office and provide documentation to verify your circumstances.

We won't be able to calculate your Student Aid Index (SAI) until you confirm your circumstances with your financial aid office. Until then, we will provide only an estimate of your federal student aid eligibility as an independent student.

Navigation buttons for 'Previous' and 'Continue' are located at the bottom of the screen.



Role Based Information Entry

- This new form design allows users to fill out only the portion of the form pertinent to them.
- Each role (student, parent, other parent, and student spouse) identified as required on a particular FAFSA form completes their own section.

The screenshot shows the FAFSA 2024-25 welcome interface. At the top left, it says "FAFSA FORM 2024-25". The main header area is light blue with illustrations of hot air balloons and a banner that reads "Welcome, Raya, to the FAFSA Form". Below this, a green line indicates the user's role: "I am starting the FAFSA form as a". There are two role selection boxes: "Student" with a radio button selected and a graduation cap icon, and "Parent" with an unselected radio button and a family icon. At the bottom, there are "Previous" and "Continue" buttons.



Role Based Information Entry

FAFSA FORM 2024-25 Student Raya Tran

Understanding the FAFSA® Form

2 of 4

Contributors to the FAFSA® Form



Parents or Spouses

Your answers on the FAFSA form will determine if any contributors need to be identified. These contributors will complete their own sections of the form and are asked to provide personal and financial information, but will not become financially responsible for your education.



How to Invite

Contributors will need to log in with their own FSA ID to provide their information. To invite a contributor to your FAFSA form, you'll need to provide their name, date of birth, Social Security number, and email address.

Information or Documents You May Need ^

You might need the following information or documents as you fill out the FAFSA form:

- Tax returns
- Records of child support received
- Current balances of cash, savings, and checking accounts
- Net worth of investments, businesses, and farms

Previous Continue

- Contributors, both the student and parents, can access the application at the same time.
- Role based information entry will eliminate the use of the save key.
- If completing the form online, they must log in with their FSA ID to access and complete their section.



FAFSA Form Changes – Contributor (Parents) Information Needed by Students

The student is asked to enter personal information about their parents in order to send them an invite to their FAFSA form. This information includes Name, DOB, SSN (if applicable) and email address. The email does not have to match their FSA ID email address. They have 45 days to access the application.

The screenshot shows the FAFSA 2024-25 interface for student Raya Tran. A progress bar at the top indicates five steps: 1. Personal Circumstances, 2. Demographics, 3. Financials, 4. Colleges, and 5. Signature. The current step is 'Invite Parents to your FAFSA' Form. A blue box explains that information is needed for parents based on previous answers. Below, there are instructions to enter parent names and a note to provide login information for StudentAid.gov. Two columns of input fields are shown for 'Parent' and 'Parent Spouse (optional)'. The 'Parent' fields are filled with: First Name: Alcina, Last Name: Tran, Date of Birth: 05/05/1973.

This close-up shows two side-by-side sections for entering parent information. Each section has a 'Social Security Number (SSN)' field with a 'SHOW' or 'HIDE' button and an information icon. Below the SSN field is a checkbox labeled 'My parent doesn't have a SSN'. The 'Email Address' field contains 'alcinatran@school.edu', and the 'Confirm Email Address' field also contains 'alcinatran@school.edu'. At the bottom of each section is an 'Invite Parent' button. At the very bottom of the entire form are 'Previous' and 'Continue' buttons.



FAFSA Form Changes - Income Information Exchange

- FSA will now directly transfer federal tax information (FTI) from the IRS into the FAFSA form as long as the user has provided FSA with the consent to do so.
- There are very limited paths for people to manually enter their financial data, separated couples, non-US tax filers, undocumented parents.
- The IRS Data Retrieval Tool (DRT) will be replaced with this process.



FAFSA Form Changes – Providing Consent

- All students, parents, and spouses, regardless of whether they file a US tax return, will be required to provide consent for the IRS to transfer any data they have directly into the FAFSA form.
- If no information is on file with the IRS, specific codes will be sent indicating that person's status with the IRS.

FAFSA 2024-25 Student Raya Tran Save FAFSA Menu

Provide Consent or Be Ineligible for Federal Student Aid

Summary

Your consent is needed to retrieve and disclose federal tax information (FTI). With your consent, we can obtain tax return information automatically from the IRS to help you complete the FAFSA* form. If you don't provide consent, you will not be eligible for federal student aid, including grants and loans. You must provide consent even if you didn't file a U.S. federal tax return or any tax return at all.

- Get your 2022 tax return information for the 2024-25 FAFSA form.
- Tax return information is required to complete the FAFSA form.
- FTI is used to determine your eligibility for federal student aid.

Under penalty of law, I certify that I am the individual associated with the FSA ID log-in credentials used to access the FAFSA form to provide the necessary approval and consent for the disclosure and use of my federal tax information (FTI) from the U.S. Department of the Treasury. By accepting below, I approve and consent to:

- The U.S. Department of Education to disclose my Social Security number, last name, and date of birth to the U.S. Department of the Treasury in order to obtain my FTI only for the purpose of determining the eligibility for, and the amount of, federal student aid for myself or of others for which I participated and shared my FTI by a program authorized under subpart 1 of Part A, Part C, or Part D of Title IV of the *Higher Education Act of 1965*, as amended.
- The use of my FTI by U.S. Department of Education officials and contractors (as defined in 26 U.S.C. § 61030(i)(3)), only for the purpose of determining the eligibility for, and amount of, federal student aid for myself or of others for which I participated and shared my FTI by a program authorized under Title IV of the *Higher Education Act of 1965*, as amended.
- The U.S. Department of Education to redisclose my FTI received from the U.S. Department of the Treasury pursuant to 26 U.S.C 61030(i)(3)(D)(iii), which includes:
 - institutions of higher education participating in the federal student aid programs authorized under the *Higher Education Act of 1965*, as amended;
 - state higher education agencies; and
 - scholarship organizations designated prior to Dec. 18, 2019, by the Secretary of Education.
- The use of my FTI for the application, award, and administration of student aid awarded by the federal government, institutions of higher education, state higher education agencies, and designated scholarship organizations.
- The redisclosure of my FTI to any future 2024-25 FAFSA forms for which I elect to participate (e.g., if I elect to participate in my child's FAFSA form or to complete my own FAFSA form after participating in another FAFSA form). My FTI will be redisclosed to these additional applications upon my affirmation to participate. I understand that I may decline an invitation to participate, which will prevent the transfer of my FTI to that FAFSA form.



FAFSA Form Changes - Student Aid Index (SAI)

The Expected Family Contribution (EFC) will be replaced with the Student Aid Index (SAI)

- Different measure of their ability to pay for college and a change in the methodology used to determine aid
- The new formula will be $\text{cost of attendance (COA)} - \text{SAI} = \text{financial need}$.
- Allows a minimum SAI of negative \$1,500 to give financial aid administrators more insight when making determinations for students



FAFSA Form Changes – Family Size

- The new name for household size is family size and will be determined by the number of exemptions claimed on the federal tax returns.
- Because family situations can change, there will be a question that allows the student to modify the family size to reflect the current number.

The screenshot shows the FAFSA 2024-25 interface for a parent of Raya Tran. The progress bar indicates the user is on the 'Financials' step (2), having completed 'Demographics' (1) and 'Signature' (3). The 'Family Size' section asks: 'Is the parent's family size different from the number of individuals claimed on their 2022 tax return?'. The 'Yes' radio button is selected. Below this, a summary box shows 'The parent's family size is 3' with a breakdown: Parent: 1, Other Parent: 1, Student: 1, and Parent's Children and Other Dependents: 1. A second question asks: 'Enter the number of children or other dependents who live with the parent and will receive more than half of their support from the parent between July 1, 2024 and June 30, 2025?'. The user has entered '1' in the text box. The 'Continue' button is highlighted in blue.



FAFSA Form Changes – Number in College

- SAI will no longer be divided by number in college.
- With number in college removed from the formula-many students may have SAI double or triple with no change in family income
- Current students may see reduction or loss of Pell Grant

FORM 2024-25 Parent of Raya Tran

Demographics 2 Financials 3 Signature

Number in College

How many people in the parent's family will be in college between July 1, 2024, and June 30, 2025?

Do not include the parent.

Previous Continue



FAFSA Form Changes – Assets

FAFSA FORM 2024-25 Student Raya Tran

Personal Circumstances Demographics **Financials** Colleges Signature

Student Assets

Current Total of Cash, Savings, and Checking Accounts
Don't include student financial aid

\$ 500 .00

Current Net Worth of Businesses and Investment Farms
Enter the net worth of the student's businesses or for-profit agricultural operations. Net worth is the value of the businesses or farms minus any debts owed against them.

\$ 0 .00

Current Net Worth of Investments, Including Real Estate
Don't include the home the student lives in. Net worth is the value of the investments minus any debts owed against them.

\$ 0 .00

Previous Continue

- Families with an adjusted gross income of greater than \$60,000 (up from \$50,000) or those who filed certain schedules will be required to submit assets.
- If contributors complete their section first and are not required to provide asset information, the student will not be asked asset questions.



FAFSA Form Changes – Reporting Farms & Small Businesses

- If required to report assets, the family would have to report the net value of any business or family farm –no more exemptions for number of business employees or farms on which the family residence is located.
- More guidance from federal student aid will be provided this fall.

Current Net Worth of Businesses and Investment Farms

Enter the net worth of the student's businesses or for-profit agricultural operations. Net worth is the value of the businesses or farms minus any debts owed against them.

\$.00



More Languages Available

- The FAFSA form will become available in English and Spanish
- Additional translation services and support for 9 other languages will be available through the Department of Education office of Federal Student Aid's (FSA) contact center.
- Students can select up to 20 schools

Select a category to see a list of contact centers that can help you.



I'm a Parent
(2 Contact Centers)



I'm in Repayment
(7 Contact Centers)



I'm a Student
(4 Contact Centers)

Show All Contact Centers

<https://studentaid.gov/help-center/contact>

Student Aid Report Changes





FAFSA Submission Summary

- The Student Aid Report (SAR) will be referred to as the FAFSA Submission Summary
- Reminds students to request an adjustment for special circumstances

< Back Print This Page

FAFSA^{FORM} 2024-25 FAFSA Submission Summary

Student **Raya Tran** | Application Received **Sept. 10, 2024** | Application Processed **Sept. 12, 2024** | Data Release Number **2572** | Viewing: **Submission 1**


[Eligibility Overview](#) | [FAFSA Form Answers](#) | [School Information](#) | **Next Steps**

Estimated Federal Student Aid

Federal Pell Grant ⓘ A Federal Pell Grant is awarded to undergraduate students who have financial need and who have not earned a degree or are in a teacher certification program. Federal Pell Grants don't need to be repaid. Up to \$4,556	View All of Your Federal Student Aid in One Place View detailed information about your federal loan and grant aid, including your enrollment history, payment history, and subsidized usage. Visit Aid Summary
Federal Direct Loans ⓘ A federal direct loan is money lent by the government to you that you must repay with interest. Up to \$4,556	
Federal Work-Study ⓘ Federal Work-Study is a way for students to earn money to pay for school through part-time jobs on or off campus. You May Be Eligible	

Amounts shown here are only estimates of federal student aid based on full-time enrollment and the average cost of attendance. Your school will determine how much student aid to offer you, which may include additional aid from your school or state.

[Learn more about financial aid](#)

 **Keep in mind, this is only an estimate**
Always refer to your school's financial aid offer for a final determination of financial aid available.

Find the Right College or Career School
Use the College Scorecard to compare schools by size, location, graduation rate, and more.
[Visit College Scorecard](#)





FAFSA Submission Summary

On the FAFSA Form Answers tab, the student sees the answers that they and, if applicable, their contributor(s) provided on their FAFSA form.

If any of the provided answers are incorrect, the student can choose to start a correction starting in February

The screenshot shows the FAFSA submission interface. At the top, there are navigation tabs: "Eligibility Overview", "FAFSA Form Answers" (which is selected and underlined), "School Information", and "Next Steps" with a red notification icon. Below the tabs, the heading "Your FAFSA® Form Answers" is displayed. A sub-heading reads: "Review your responses carefully and make sure all the information you provided is correct. Start a correction to fix any errors and ensure that your form is processed correctly." To the right of this text is a blue button labeled "Make a Correction". Below this is a section titled "Student Sections" with an "Expand All" dropdown arrow. The sections listed are: "Introduction Personal Identifiers", "Section 1 Personal Circumstances", "Section 2 Demographics", "Section 3 Financials", "Section 4 Colleges", and "Section 5 Signature". Each section has a small circular icon with a downward arrow to its right.

How to Prepare for the 24- 25 FAFSA





How to Prepare for the 24-25 Financial Aid Cycle

Have students and their contributors (parent) create their FSA ID early. Students completing the WASFA can also participate by creating their WASFA account.

Financial Aid Advising Day Lesson Plans



Topic	Date
Creating an FSA ID or WASFA Account	Minimum 3 Days before financial aid completion event

Task Summary	Materials
--------------	-----------

This activity will help your students prepare to apply for financial aid by creating their FSA ID or WASFA account.

● [FSA ID / WASFA Account Worksheet](#)

● [FSA ID Creation Video](#)

● [WASFA Guide](#)

● [File Folder \(Optional\)](#)

Show the FSA ID video and the WASFA guide and then send students home with an FSA ID / WASFA account creation worksheet. (15 minute activity)

If time permits, you can have students complete their FSA ID or WASFA account in during the school day (30 minute activity).

This activity can also be used during a parent night, where the student and parent (if applicable) can create their accounts. (45 minutes activity)

Homework

Students will complete their FSA ID or WASFA account. Students can help their parents complete an FSA ID. Parents will not need to create a WASFA account at this point.

Best Practice
Provide students with a folder for their worksheet. Label the folder, "FSA ID/WASFA Account Information. Keep with your 2022 taxes."



Take the First Step to Paying for College or Career Training
Create Your Account Today for the FAFSA or WASFA

Completing the FAFSA? Your Federal Student Aid ID (FSA ID) is the first step! Creating an FSA ID is the first step to completing your FAFSA. The FSA ID is required for students to electronically sign the FAFSA. One parent of a dependent student will also need to create an FSA ID to complete the application.

To create an FSA ID, go to <https://studentaid.gov/first-id/create-account/fafsa> or scan the QR code to the left. Complete this form to keep track of important information related to your FSA ID. Please bring this document to your financial aid completion event.
This information should be kept confidential and stored in a secure location

- 1 Enter An Email Address:**
The email address must be unique to you. Students and parents will not be able to use the same email address. DO NOT use your high school email account.
- 2 Create a Username:**
Your username is created by you and must be 6 – 30 characters. Avoid using personal identifiers like your name or birthdate. Your username will be unique to you.
- 3 Create a Password:**
Must be 8 – 30 characters and contain upper- and lowercase letters and numbers. Avoid personal identifiers like your name, phone number, and birthdate.
Complete Your Profile:
1. Enter your social security number
2. Enter your birthdate
3. Enter your name exactly as it is listed on your social security card
Social Security matches are confirmed within 1 to 3 days. Errors can cause delays in starting your FAFSA.
- 5 Challenge Questions and Answers:**
There are several challenge questions for you to choose from, but you will need to select four. Write your selected questions and answers below. Your answers are case sensitive.
Challenge Question 1: _____
Challenge Question Answer 1: _____
Challenge Question 2: _____
Challenge Question Answer 2: _____
Challenge Question 3: _____
Challenge Question Answer 3: _____
Challenge Question 4: _____
Challenge Question Answer 4: _____
- 6 Verify Your Email Address:**
Federal Student Aid will send a verification code to your email address. You will need to verify your mobile phone number using a two-step verification method.

The FSA ID is your first step, you

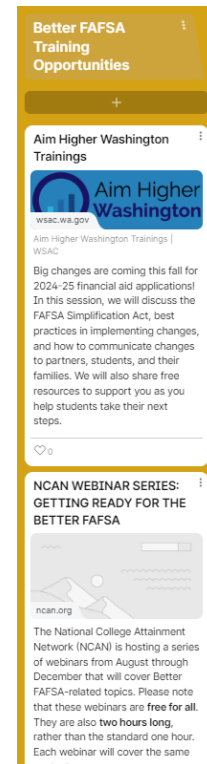
HOW TO CREATE AN FSA ID (Account Username and Password)

Federal Student Aid
AN OFFICE OF THE U.S. DEPARTMENT OF EDUCATION



How to Prepare for the 24-25 Financial Aid Cycle

- Prepare to host financial aid completion events after the release date in December this year.
- Get training as more information become available. A comprehensive list of training opportunities can be found on the 12th Year Campaign Practitioner Padlet





How to Prepare for the 24-25 Financial Aid Cycle

- Review your materials and website for changes you need to make to reflect the changes to the 24-25 FAFSA.
- Determine a plan to support 23-24 and 24-25 applicants with your information.
- Please recycle old materials.

An official website of the United States government. Help Center English | Español

FederalStudentAid
An official website of the U.S. Department of Education

FAFSA Loans & Grants Repayment Loan Forgiveness

Log In | Create Account

Get Money to Pay for School

Use the Free Application for Federal Student Aid (FAFSA®) form to apply for financial aid for college or graduate school.

2024-25 FAFSA Form

[Start a New Form](#) [Edit Existing Form](#)

Need to access last year's form? [Start or Edit a 2023-24 Form](#)

Check FAFSA* Deadlines for the State You Live In

Some states and colleges use FAFSA information to award their own grants, scholarships, and loans. Check your state's deadlines here!

School Year State of Residence [Find Deadlines](#)

[View All FAFSA Deadlines](#)

Who Should Complete This?

Any student, regardless of income, who wants to be considered for federal, state, and school financial aid programs, which includes scholarships, grants, loans, and Federal work-study.

How Long Will it Take?

It takes most people less than an hour to complete, including gathering any documents or data needed.

What Do I Need?

- Verified StudentAid.gov account
- Social Security Number
- Parent or spouse contributor email addresses
- Income and asset information, if required

Resources





FAFSA Simplification Act Trainings

AIM HIGHER WASHINGTON TRAININGS



Aim Higher Washington Trainings and Strategy Sessions

These trainings and strategy sessions will be offered in partnership with the State Board for Community and Technical Colleges (SBCTC), Council of Presidents (COP), and Independent Colleges of Washington (ICW). These trainings will cover content-based areas such as financial aid basics and financial aid application navigation. A series of strategy sessions to support implementation of what is learned in the content-based trainings will also be offered. Our workshops were created for:

- K-12 staff such as school counselors, career counselors/specialists, administrators, and teachers.
- Any college staff who work with students such as student services, admissions and outreach, advisors, residence life, financial aid staff, and more.
- Community-based organization staff.
- Anyone who wants to learn about and teach their community about financial aid!

Content-based trainings

These sessions are designed to address knowledge gaps and promote a better understanding of the financial aid process.

[Financial aid basics](#)

[Financial aid navigation](#)

[FAFSA Simplification](#)

[Partner Trainings](#)

<https://wsac.wa.gov/aim-higher-training>



FAFSA Simplification Federal Student Aid Resources

<https://financialaidtoolkit.ed.gov/tk/announcement-detail.jsp?id=better-fafsa-better-future>

Federal Student Aid
An OFFICE of the U.S. DEPARTMENT of EDUCATION

PROUD SPONSOR of
the AMERICAN MIND®

Financial Aid Toolkit
for COUNSELORS


Learn About Financial Aid

Conduct Outreach

Get Training

Search Financial Aid Tools and Resources

[Home](#) » FAFSA Simplification: A Better FAFSA Process Means a Better Future for Borrowers

Would you like to know each time we add an announcement to the site? Subscribe to our RSS feed by clicking on the orange and white icon below. (Using Chrome? You may want to install the [RSS Feed Reader](#) for easier viewing of the feed.) 

FAFSA Simplification: A Better FAFSA Process Means a Better Future for Borrowers

FAFSA Simplification: A Better FAFSA Process Means a Better Future for Borrowers

Free Application for Federal Student Aid (FAFSA®) simplification implements provisions of the amended *Fostering Undergraduate Talent by Unlocking Resources for Education Act* (FUTURE Act) and the *FAFSA Simplification Act*. At a high level, FAFSA simplification changes include the first major redesign of the FAFSA system in over 40 years.

FAFSA simplification will be implemented in phases, with full implementation of major provisions in the 2024–25 Award Year.

The changes will provide

- a more streamlined application process,
- expanded eligibility for federal financial aid,
- reduced barriers for certain student populations, and
- a better user experience for the FAFSA form.

We'll update this page regularly with resources about FAFSA simplification. We encourage you to use these resources to communicate with applicants and families about what to anticipate and how they navigate these changes.


Note: These resources are for your use in your messaging. Please do not point students, parents, or borrowers to this website for financial aid information. Instead, send them to [StudentAid.gov](#)

[Resources for Reference and Outreach](#)



Resources: FAFSA Prototype

The FAFSA prototype is a web-based design tool that allows users to navigate specific scenarios that many 2024–25 applicants will encounter on the live website.



New Application

Select a test user to begin a new application

Raya Tran







DOB
5/5/2003

Launch This User



National College Attainment Network (NCAN) Trainings and Resources



	<p>The Better FAFSA Will Be Delayed</p> <p>FSA announced that the release of the new Better FAFSA will be delayed until December 2023 rather than its traditional October 1 opening date.</p> <p>LEARN MORE</p>		<p>TOP 10 CHANGES COMING TO BETTER FAFSA</p> <p>Changes include a mandatory FSA ID for all, multifactor authentication, a role-based form, and more. Learn more about these upcoming changes.</p> <p>LEARN MORE</p>
	<p>FREQUENTLY ASKED QUESTIONS</p> <p>Have questions about the Better FAFSA? You're not the only one! Get answers to all your FAQs about the new form.</p> <p>LEARN MORE</p>		<p>STATE POLICY TOOLKIT</p> <p>Featuring an action plan, sample coalition letters, communications plan, student and family outreach resources and tools, and more.</p> <p>LEARN MORE</p>
	<p>FEDERAL STUDENT AID'S BETTER FAFSA RESOURCES</p> <p>FSA has compiled a list of outreach resources you can use to communicate upcoming changes to your students and families.</p> <p>LEARN MORE</p>		<p>BETTER FAFSA WEBINAR SERIES</p> <p>NCAN is hosting a series of free webinars from August through December that will cover Better FAFSA-related topics.</p> <p>LEARN MORE</p>

<https://www.ncan.org/page/better-FAFSA>

WEBINAR SERIES: *Getting Ready for the Better FAFSA*



Better FAFSA-Related Trainings and Dates

Check back often as we will update this list regularly.

- **August 16:** Preparing for FAFSA Simplification (uAspire)
- **August 17:** 2024-25 FAFSA Demonstration (FSA)
- **August 28:** Getting Ready for the Better FAFSA (NCAN)
- **September 26:** Getting Ready for the Better FAFSA (NCAN)
- **October 18:** Better FAFSA Completion In-Person Training (taking place at the 2023 NCAN National Conference)
- **October 23:** Getting Ready for Better FAFSA (NCAN)
- **November 20:** Getting Ready for Better FAFSA (NCAN)
- **December 4:** Getting Ready for Better FAFSA (NCAN)



<https://www.ncan.org/page/better-FAFSA-webinar-series>



Resource: The 12th Year Campaign

The 12th Year Campaign boosts college and financial aid application rates in Washington by helping those working with high school seniors and their families complete applications for college admissions and financial aid.

- Free training
- Printed and digital resources
- Online financial aid completion events



<https://wsac.wa.gov/12th-year-campaign>



Hello From Your 12th Year Campaign Team!



Christina Winstead
Associate Director, 12th Year
Campaign, WSAC
christinaw@wsac.wa.gov



Yaslin Torres-Peña
Program Associate, 12th Year
Campaign, WSAC
yaslintp@wsac.wa.gov



Resource: Financial Aid Padlet For Students

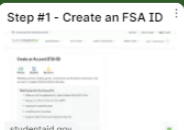
Christina Winstead • 1 • 1d

Financial Aid Resources for Students

Welcome to our student padlet of financial aid resources. These resources will help you with completing financial aid and admissions applications.

How to Apply For the Free Application for Federal Student Aid (FAFSA®)

Step #1 - Create an FSA ID




studentaid.gov

Federal Student Aid

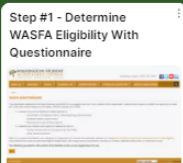
This is your first step! Whether you're a student, parent, most families will need to create their own account to complete federal student aid tasks. Some students may have already completed this process. You can create an FSA ID anytime before you start your FAFSA. There are resources below to help you create your FSA ID.

Step #2 - Apply for the Free Application for Federal Student Aid (FAFSA®)



How to Apply For The Washington Application for State Financial Aid (WASFA)

Step #1 - Determine WASFA Eligibility With Questionnaire



wsac.wa.gov

WASFA Questionnaire

You can use this tool to assess yourself for WASFA Eligibility.

Step #2 - Apply for the Washington Application for State Financial Aid (WASFA)


NEW USER
wsac.wa.gov & Start as New WASFA

WASFA (Washington Application for State Financial Aid) | WSAC

The Washington Application for State Financial Aid (WASFA) is for people who don't file a federal FAFSA application. People who complete a WASFA are applying for state aid. There are various

Stuck or Need Help


A Step-By-Step Guide To Completing The 2022-2023 FAFSA



nitrocollege.com

This is a break down of the 2022-2023 FAFSA, question by question. In this interactive guide (screenshots included), Nitro College clarifies why each question is asked, and how to best answer each one accurately.

12th Year Campaign and Partner Events




12th Year Campaign Events

and how the other you need to take to apply for college? you need ready for college?

12th Year Campaign can help you with two important steps you need to take to go to college: applying for college and applying for financial aid. The first step is to file a FAFSA or WASFA financial aid

Award Letters

Key Components to Understanding Your Award Letter




portal.wsac.wa.gov

WSAC Aid Calculator

award letter worksheet - key components 1

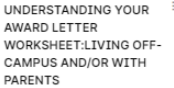
UNDERSTANDING YOUR AWARD LETTER WORKSHEET-LIVING ON-CAMPUS



UNDERSTANDING YOUR AWARD LETTER WORKSHEET-LIVING ON-CAMPUS


award letter on campus form

UNDERSTANDING YOUR AWARD LETTER WORKSHEET-LIVING OFF-CAMPUS AND/OR WITH PARENTS



Other Financial Resources

Washington State Aid Calculator




portal.wsac.wa.gov

WSAC Aid Calculator

Many undergraduate cover some or all the costs with the Wash Grant (WCG) and Fed Grant (Pell).

To get an estimate, yr enter information abo size and income. You optionally enter the e-family contribution (E current, completed F WASFA to estimate as

Federal Student A Estimator



studentaid.gov



<https://padlet.com/christinaw12/t6jfitu7m8in10xc>



Resource: Financial Aid Padlet For Practitioners

The screenshot shows a Padlet board with a yellow background. At the top, it says 'Christina Wisniewski +1 +1mo' and '12th Year Campaign Key to Success Financial Aid Resources'. Below the title, it reads 'Welcome to our digital version of our key to success. These resources will help you as you assist students with completing financial aid and admissions applications.' The board is organized into five columns, each with a title and a '+' icon to expand the content:

- FINANCIAL AID UPDATES**: Includes a link to 'Learn More About the Changes to Financial Aid August 3, 2023, 10:00-11:15am' from 'Aim Higher Washington'.
- This Week in Financial Aid**: Contains a text box: 'Starting in September you will find weekly updates, common questions, resources and more in this section.'
- Financial Aid Advising Day Supports**: Features a 'Sample Financial Aid Advising Week Schedule Graphic' and a 'Financial Aid Advising Month Sample Schedule'.
- Free Application for Federal Student Aid (FAFSA®)**: Includes a resource: 'Resource: Use This FSA ID Worksheet to Help Students and Parents Create Their FSA ID' and a document titled 'Creating and Using the FSA ID (Spanish)'.
- Washington Application for State Financial Aid (WASFA)**: Contains a resource: 'Resource: Use This WASFA Account Creation Worksheet to Help Students Take Their First Step' and a 'Sample WASFA Application' form.



<https://padlet.com/christinaw12/12th-year-campaign-key-to-success-financial-aid-resources-cxbz1z64bch5jbsf>



We Are Here to Help!



Online:

- www.wsac.wa.gov
- www.thewashboard.org
- www.get.wa.gov



On Twitter:

- @WSACouncil



On Facebook:

- www.facebook.com/WSACouncil

Questions

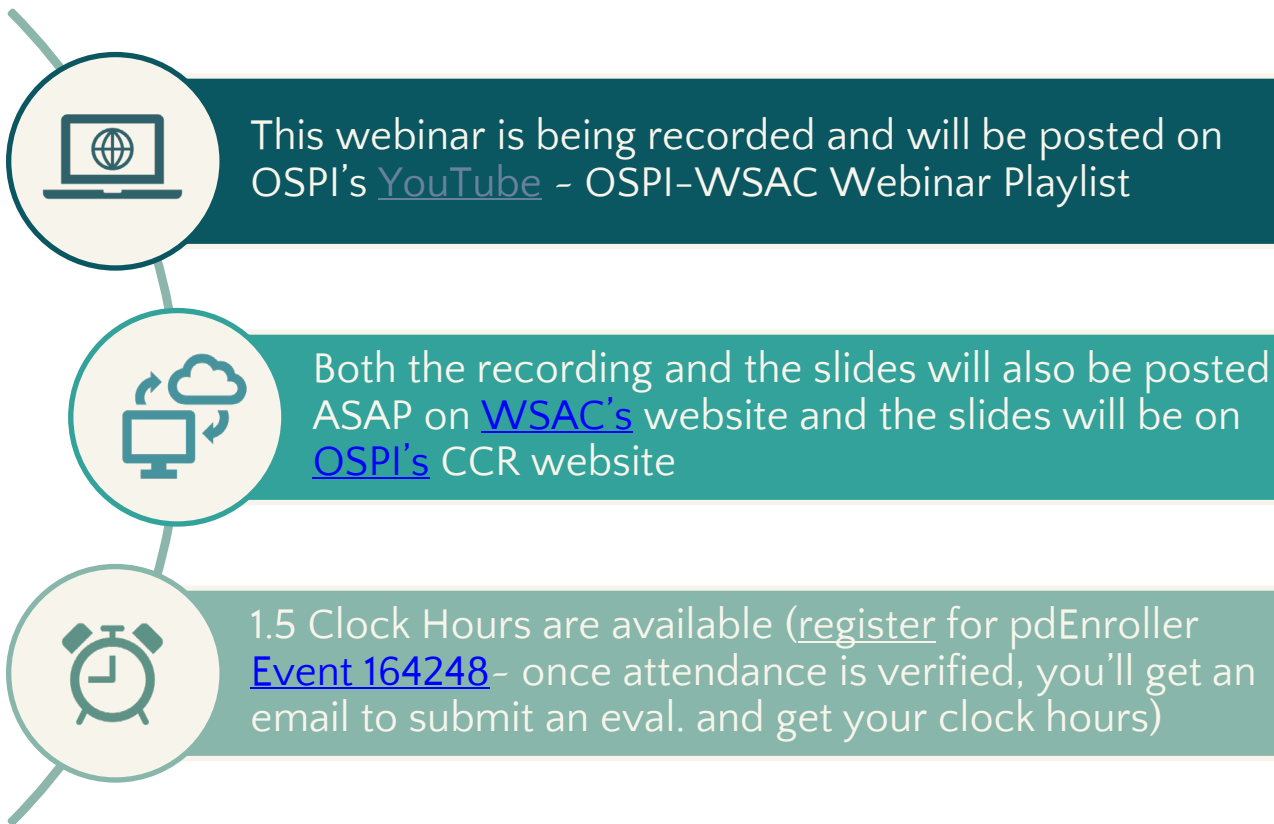


Waterfall



Washington Office of Superintendent of
PUBLIC INSTRUCTION

Next Steps



OSPI-WSAC Webinar Series

SUPPORTING STUDENT ACCESS TO CAREER PREPARATION & APPRENTICESHIPS



Wednesday, March 20, 2024



9:00 AM to 10:30 AM



Free Clock Hours Provided

**REGISTER
NOW**



Washington Office of Superintendent of
PUBLIC INSTRUCTION



Thank You!

Please complete the survey in the follow-up email to help us provide the most relevant PD for you.



Except where otherwise noted, this work by the [Office of Superintendent of Public Instruction](#) is licensed under a [Creative Commons Attribution License](#). All logos and trademarks are property of their respective owners.

This presentation may contain or reference links to websites operated by third parties. These links are provided for your convenience only and do not constitute or imply any affiliation, endorsement, sponsorship, approval, verification, or monitoring by OSPI of any product, service, or content offered on the third-party websites. In no event will OSPI be responsible for the information or content in linked third party websites or for your use of or inability to use such websites. Please confirm the license status of any third-party resources and understand their terms of use before reusing them.

