



SUMMER CHECKLIST:

How to prepare for the
summer before college





Goals for today:

- Avoid frustration and confusion
- Know what's coming
- Know where to go for support



Summer checklist:

- Student Portals
- Placement tests
- Financial aid
- Summer orientation
- Housing/Move-in
- Post-admission tasks
- Bill payment



STUDENT PORTALS



A

Know that there may be multiple portals - know your school email address and Student ID number



B

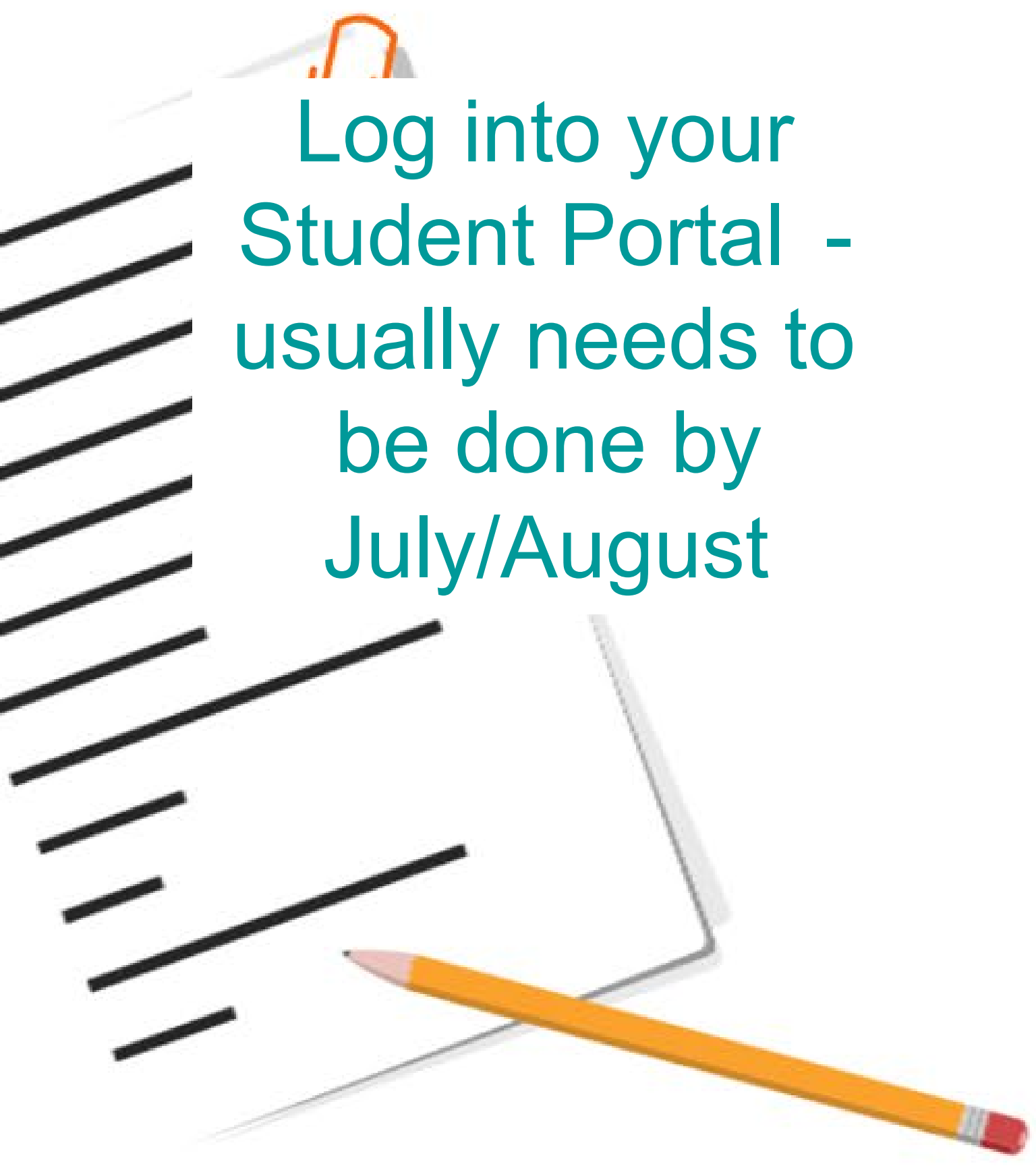
- Financial Aid Portal
- Student Services Portal
- Housing Portal

Keep track of your log-ins and passwords for all.



C

Info on how to set up your student portals can be found in your email. Once your college email is set up - you will also get messages at that email address. It's important to check both all summer long.



Log into your Student Portal - usually needs to be done by July/August

Placement tests



A


If you need to test - sign up at orientation with Student Services Website or School's Testing Center

B

Prepare and know which subjects you need to test for, (English/Math) and how much the fee will be. You can find practice tests online to prepare.

C

The goal is to avoid remedial courses and to be placed in courses 100 +.



Financial aid




A

Log into your financial aid portal.




B

Secure your aid for the fall
Loans are not automatic -
complete borrowers' entrance
counseling & promissory notes



C

Make sure your scholarship
provider has all required
information



Financial aid

Get to know
Financial Aid
Staff early.

D

FAFSA/WASFA on file?
Were you selected for verification?

F

Do you need to submit a
financial aid appeal?

G

Plan ways to cover any remaining
balance not covered by financial
aid(including your EFC)



Financial aid



VERIFICATION

- Check your financial aid portal for tasks
- Follow all instructions
- Complete process promptly

FINANCIAL AID APPEAL

- Not enough financial aid
- Don't have access to parent tax information
- Changes to family's financial circumstances
 - Decreased income
 - Increased expenses (i.e. medical bills)

BUDGET AND PLAN AHEAD



Resources with CSF:

Check out our Financial Aid Hub & Meet with your Coach



ORIENTATION



A

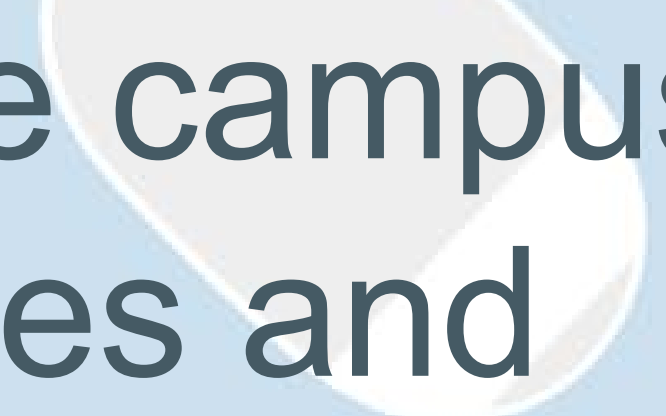
Familiarize yourself with VIP people, clubs, current students/mentors

B

Required before you can register for classes. Be sure to sign up for academic advising to get 1st choice of classes

C

Learn about available campus resources and services and how to access them.



ORIENTATION



REMEMBER THINGS
ARE MORE
MANAGEABLE WHEN
YOU KNOW WHAT
TO EXPECT!

Things to Remember:

- The orientation is an important part of your preparation for the fall.
- If you miss yours, contact your school and make other arrangements.
- Most orientations have virtual make-up sessions.



A

Log into your student housing portal - Secure your housing; check move-in dates & rules

B

Pay Housing Deposit - waivers are available upon request

C

Make roommate selections - get to know each other, coordinate supplies

HOUSING/MOVE IN



- Dorms are filled 1st come 1st served - don't delay.
- Avoid overspending on supplies
- Calculate any travel costs to campus

DECIDE WHAT'S BEST FOR YOUR BUDGET

Single dorm rooms are more expensive. Off-campus housing is usually cheaper.

POST ADMISSION TASKS




A

Read & monitor all correspondence sent by your school



B

Immunization Records - have them up to date. Understand how health insurance works at your campus.



C

After high school graduation have final transcripts sent to your school.

BILL PAYMENT




A

Check your bill - make sure it matches your budget.



B

Make sure all financial aid has been applied. Calculate your refund, if any.



C

Make sure you pay any balance not covered by financial aid. Check due dates and don't miss any deadlines.



BILL PAYMENT



- If there's a problem or a discrepancy, contact your coach early.
- Missing a payment may drop you from your courses.



DEADLINES ARE IMPORTANT!

BILL PAYMENT

Consequences
of not paying
your bill

- Drop from classes
- Hold on transcript
- Unable to register for next term
- Balance is still due!
- Your unpaid balance can go to collections





- Check your email and portals
- Make lists of important items
- Create a calendar with important deadlines
- Keep your coaches in the loop!



There's a lot to remember!

Contact us!

- College Services Team
 - CSFScholar@collegesuccessfoundation.org
 - [College Services Website](#)
- Scholarship and Financial Aid Education Team
 - ScholarshipServices@collegesuccessfoundation.org





QUESTIONS?